



2021/22 MODLITES AUSTRALIA INC.

RULES OF COMPETITION

1	Definitions	3
2	Preface	4
3	Rules Review Period	4
4	Rule Changes from Previous Year	5
5	Rules of Competition and General Rules	5
6	Modlite General Specifications	6
7	Modlite Body Specifications.	7
8	Modlite Hood and Nose Section	8
9	Modlite Roof Panel.....	9
10	Modlite Sail Panels	10
11	Modlite Side Window	11
12	Modlite Interior	11
13	Modlite Rear Spoiler.....	12
14	Modlite Rear Frame Area.	12
15	Car Weight Program	12
16	Bumper Dimensions	12
17	Firewall.....	13
18	Windshield.....	14
19	Nerf Bars	14
20	Seat	14
21	Numbers, Graphics and Transponder	15
22	Battery, Fuel System and Radiator.....	16
23	Drive Train.....	16
24	Frame and Roll Cage	16
25	Suspension, Track Offset and Shock Absorbers.....	18
26	Steering	21
27	Brakes.....	21
28	Safety Equipment	22
29	Wheels and Tyres	23
30	General Motor Specifications.....	23
31	Allowable 1000cc Engine Models.....	24
32	Engine.....	24
33	Cams.....	25
34	Oil System.....	25
35	Fuel System	25
36	Ignition System.....	26
37	Fuel.....	26

38	Engine Compliance Checks after Competition	27
39	CLASSIC MODIFIEDS BODY SPECIFICATIONS	28
40	Non OEM Engine Components Allowed	28

1 Definitions

- **4130 Tube** means low alloy steel tube containing 1% chromium and 0.2% molybdenum. Commonly known as chrome-moly tube.
- **Body** means the sheet-metal structure that is attached to the chassis to give the car its shape.
- **Bump Stop** means a rubber washer that sits on the shock absorber shaft to protect it against damage from bottoming out. (Figure 19)
- **CDS** means Cold Drawn Seamless tube.
- **Chassis:** Means the load bearing tubular space frame structure that encases the driver, engine and drive train. Does not include any suspension or other removable attachments such as nerf bars and bumpers. May include a removable front clip and or removable rear clip.
- **Classic** means a Dwarf or Legend style of car.
- **Deck Lid** means the horizontal flat panel behind the rear hoop that covers the differential and fuel tank. (Figure 4)
- **DOM** means Drawn Over Mandrel tubing.
- **Front Clip:** Means the front of the chassis from the fire wall forward that can be bolted in place for quick replacement in the case of damage sustained.
- **Front roll cage hoop** means the forward transverse “hoop that forms a continuous connection of tubing” that includes the windscreen area of the roll cage and passes down to the main frame rails (Figure 16). The front and rear roll cage hoops are connected in a cage formation.
- **Hood** means the front section of the car body that extends from the front of the windscreen to 8” in front of the front ball joint (Figure 5).
- **Hoop that forms a continuous connection of tubing** means either the transverse hoop formed when tubes in the vertical plane, via a continuous series of connections (welded), attach to an overhead horizontal tube forming a hoop OR a continuous bending of tube that forms a hoop.
- **Main Frame:** Means the lower frame structure that supports the roll cage. The main frame forms part of the chassis and extends from the cross-member in front of the engine to the rearmost cross-member where the rear roll cage hoop attaches.
- **Modlite** means a race car that complies with these rules.
- **Modlites Australia Official:** Means any person or persons who have been engaged by a Modlites Australia Affiliate club to perform scrutineering duties at a club organised event or any club committee member who is also a Delegate on the Modlites Australia committee.
- **Nose** means the front section of the car body that extends from the front of the hood to the front bumper (Figure 5).
- **Qualified Person:** Means a person that Modlites Australia has endorsed as being qualified to perform the required task. (Example: Modlites Australia may endorse a person who is competent in the use of engine measuring tools for performing Daylighting inspections even though that person is not a qualified engine builder).
- **Rear frame Area (Rear Clip):** Means the rear chassis area that housed the differential, battery and fuel tank.

- **Rear roll cage hoop** means the most rearward transverse “hoop that forms a continuous connection of tubing”. The hoop connects the two main frame rails and passes over the drivers head (Figure 16).
- **RHS** means Rectangular Hollow Section tubing.
- **Roll cage** Means the tubular space frame structure that attaches to the main frame and encases the driver for protection against roll over and impact. This tubular structure extends from the most forward hoop that forms the windscreen area to the most rearward hoop that protects the drivers head (Figure 16).
- **Test Hoop** means the hoop structure used by scrutineers to determine if the car exceeds maximum allowable width or height. Cars may not touch the vertical or upper horizontal structure of this hoop when passing through.
- **Tube** means round tube.
- **Tyre Durometer:** Means a device for measuring the hardness of a tyre (Figure 23).

2 Preface

Any item not covered within these rules is to be deemed illegal until a definitive decision on its legality can be determined by the Modlites Australia Committee.

When a car is registered with Modlites Australia, the Car Owner is agreeing to abide by the terms and conditions set out in the Modlites Australia Constitution and Rules of Competition. It is the responsibility of the Car Owner to ensure that all persons who are associated with the car and who attend race meetings understand and comply with the Modlites Australia Constitution and the Rules of Competition set out here. The rules and/or regulations set forth herein are designed to provide for the orderly conduct of racing events and to establish minimum acceptable requirements for such events. These rules shall govern the condition of all events, and by participating in these events, all participants are deemed to have complied with these rules. No expressed or implied warranty of safety shall result from publications of or compliance with these rules and/or regulations. They are intended as a guide for the conduct of the sport and are in no way a guarantee against injury or death to a participant, spectator or official. The race director shall be empowered to permit reasonable and appropriate deviation from any of the specifications herein or impose any further restrictions that in his opinion do not alter the minimum acceptable requirements. No expressed or implied warranty of safety shall result from such alteration of specifications.

3 Rules Review Period

The rules review period including who is allowed to participate, is set out in the Modlites Australia Constitution. The Modlites Australia Constitution can be downloaded from the official Modlites Australia website.

www.modlitesaustralia.com.au after September 1st 2021.

It is the responsibility of all Club Officials to ensure Car Owners participate in the rules review process.

4 *Rule Changes from Previous Year*

- 4.1** Helmet to roll cage clearance (Rule 20.9)
- 4.2** Numbers and graphics (Rule 21)
- 4.3** Use of 4130 steel tube (Rule 24.14)
- 4.4** Wheel Track offset (Rule 25.5)
- 4.5** Use of Twin Tube Shock Absorbers (Rule 25.6)
- 4.6** Use of bump-stops (Rule 25.16)
- 4.7** Use of helper springs (Rule 25.17)
- 4.8** New series engines (Rule 31.2)
- 4.9** Nerf bars (Rule 19.3)
- 4.10** Addition of Table 2 (Non OEM parts allowed) (Rule 40)
- 4.11** Change to points system for State and National Titles (Rule 23 General Rules)
- 4.12** Driver escape hatch (Rule 9.6)
- 4.13** Transponder position (Rule 21.3)
- 4.14** Fuel injector baskets and O-rings (Rule 35.3)

5 *Rules of Competition and General Rules*

- 5.1** Modlites Australia race rules shall apply to all sanctioned events and must be strictly adhered to, unless these rules allow for deviation.
- 5.2** All vehicles are subject to inspection at any time.
- 5.3** Officials carrying out the Daylighting procedure have the right to refuse registration if they deem a car or chassis is not safe.
- 5.3** Approval of a vehicle by the inspector shall mean only that the vehicle is approved for participation in a competitive event and shall not be construed in any way to mean that the inspected vehicle is guaranteed mechanically sound. Be it further declared that neither, the inspector, Modlites Australia, any club affiliated with Modlites Australia or persons involved in the inspection process shall be held liable for any mechanical failure, losses, injuries or death resulting from same.
- 5.4** All drivers must be a minimum of sixteen (16) years of age. All drivers under the age of 18 years old **MUST** have a signed waiver by parent or guardian. All drivers must hold a current Speedway Australia “B” class licence or higher. This rule is governed by the governing body for Speedway in Australia (Currently Speedway Australia).

6 Modlite General Specifications

6.1 All vehicle specifications covered by these rules are final and any deviation from these specifications will not be allowed without prior approval from the Modlites Australia committee.

6.2 Modified appearing body styles including IMCA/UMP/Dirt-Car are to be known as Modified Lite (Modlite) body styles.

6.3 All cars must meet the chassis specifications set out in **Rule 24**. Chassis that don't meet these specifications and have not been registered with Modlites Australia for a complete season OR have not competed in three or more Modlites Australia sanctioned races in a racing season will not be allowed to be re-registered.

6.4 No fenders allowed

6.5 No wings allowed. Spoilers must comply with **Rule 13**.

6.6 All dimensions must meet specification with the car race ready, driver seated and car weight at 1325 Lbs or greater.

6.7 The intent of these specifications is to follow the body appearance of an IMCA/UMP/DIRT modified race-car.

6.8 All cars must pass freely (not touch) through a hoop 60.5" wide by 52.0" high, in full race trim, weighing 1325Lbs or greater with driver in the car (*Figure 1*).

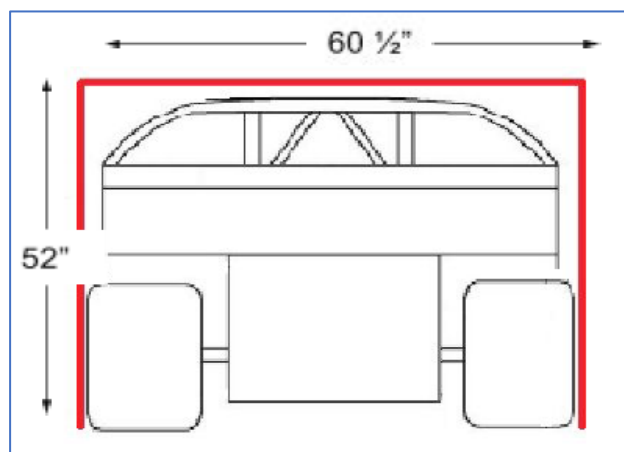


Figure 1

6.9 A wheelbase length of 73 inches (+ or -) 1 inch is allowed and must not be exceeded. When measuring the wheelbase, the front tire must be parallel with the rear tire with the measurement taken from the centre of front hub to the centre of the rear hub (*Figure 3*).

6.10 Trunk lids in the rear deck must be secured. Louvers allowed no holes.

6.11 Body must be metal construction, minimum 26-gauge steel or .040" aluminium must be used. All exposed edges must be folded or trimmed over for safety.

6.12 Vehicle total length must not exceed 132" and is measured from outside of front bumper to the outside of the rear bumper.

7 Modlite Body Specifications.

7.1 Unless “no tolerance” is stated, all body dimensions are to be within a tolerance of (+ or -) ½” (one half inch) unless otherwise stated. This is a tolerance, not a dimension that is intended to be added to the body dimensions.

7.2 Width at rear shelf of body panels 46" min 50" max (*Figure 2*).

7.3 Width of body panels at lowest point: min 46" max 58" (*Figure 2*).

7.4 Body contour must follow the frame and roll cage.

7.5 Fasteners securing the body panels, hood and trunk must be of a positive locking type. The hood and trunk must be fastened using Wing Type Dzeus fasteners that can be removed by hand without a tool.

7.6 Front of door section to rear most point of quarter panel 86" max length (*Figure 3*).

7.7 Side height of top of rear quarter panel (deck lid) from the ground, 30" min 36" max (*Figure 3*).

7.8 Max height of quarter panel 32" (*Figure 3*).

7.9 If side pods are used: Length of side pods 36" min 56" max with maximum rake of 30°. Left side pod may be altered for driver access.

7.10 Side pod raking may not extend rearward past the centreline of rear axle.

7.11 Rear quarter length from centre of rear hub to rear of quarter panel must be 20" min 32" max (*Figure 3*).

7.12 Body must be centred on the chassis.

7.13 Body height measured from the ground to the top of the highest panel can be a minimum of 42 inches to a maximum of 52 inches.

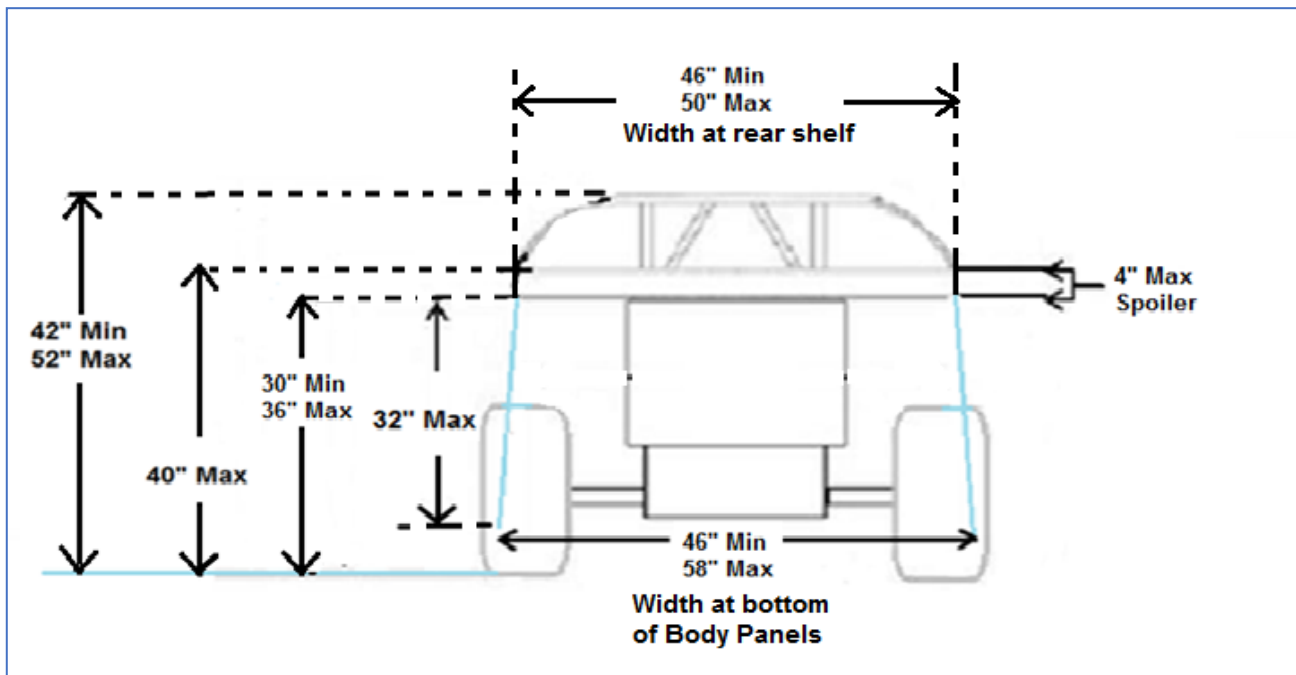


Figure 2

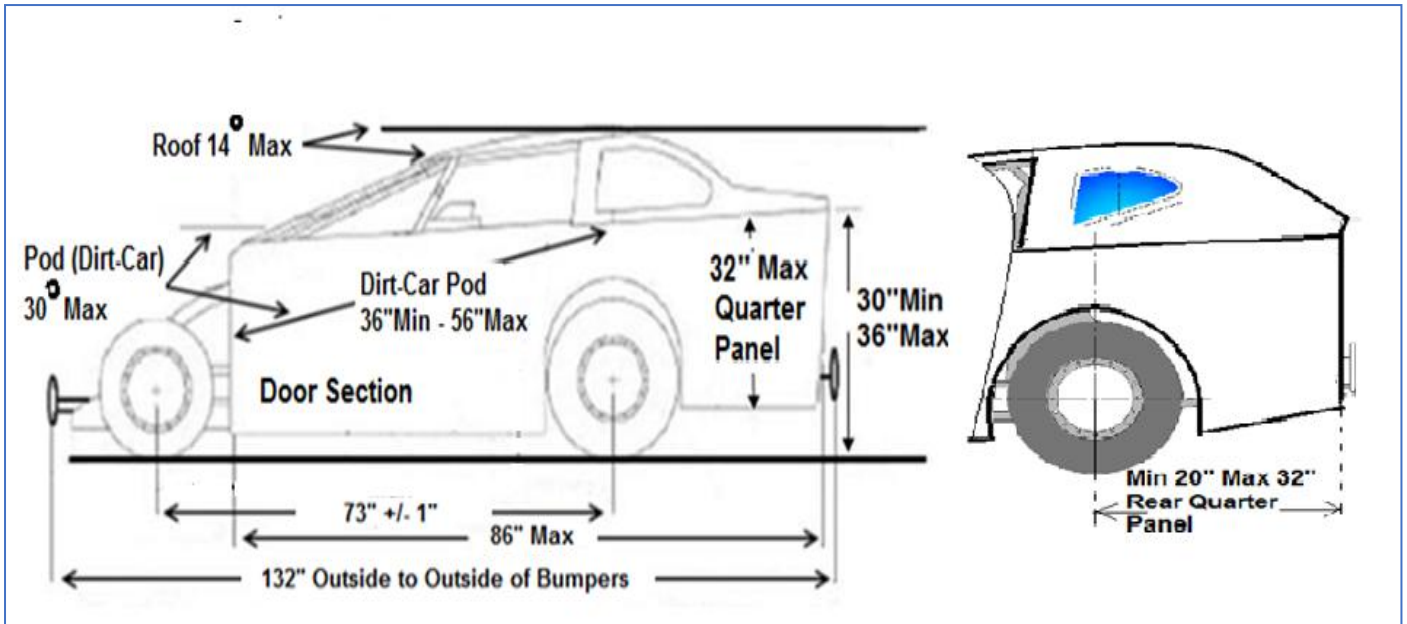


Figure 3

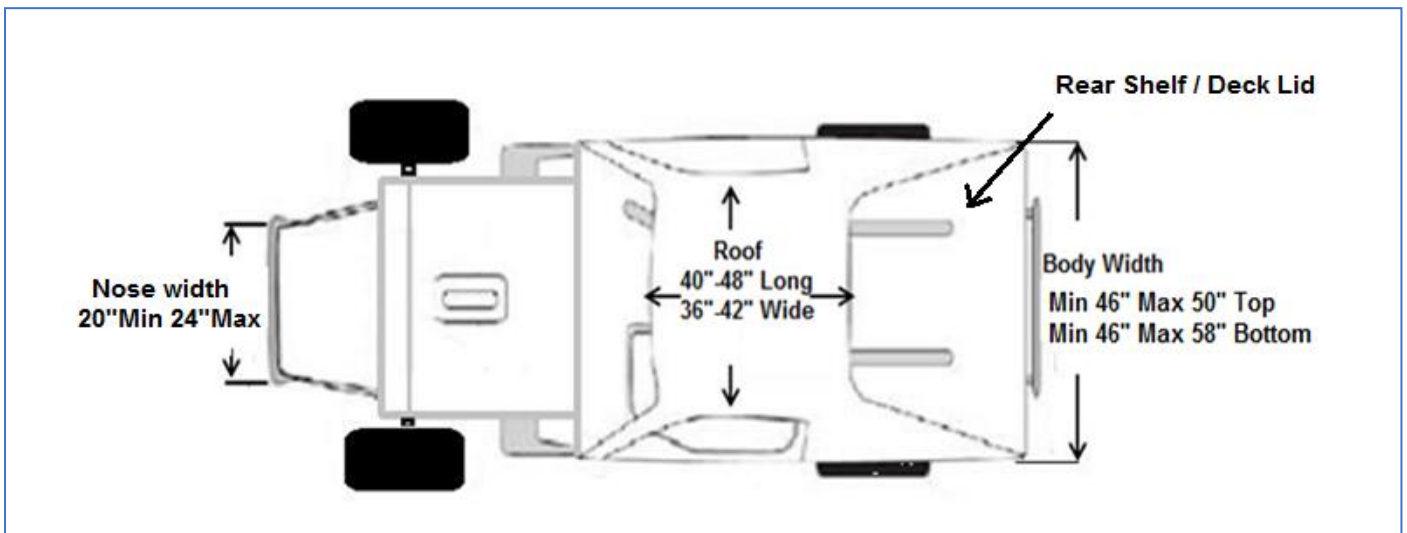


Figure 4

8 Modlite Hood and Nose Section

8.1. Hood height (excluding air filter and protector) must not exceed 20" min or 29" max. A vertical measurement is taken from the bottom of the lowest point frame rail to the top of the hood (*Figure 5*).

8.2 Rear of hood becomes part of windshield area rules.

8.3 No part of nose section, 8" inches in front of the lower ball joint, may be wider than 24" or narrower than 20" (*Figure 6*). (Cars manufactured prior to the 2018 production year with the narrow nose will be grandfathered)

8.4 Rear of hood may taper out to door panels (*Figure 6*).

8.5 Maximum 1.5 inch vertical side fins allowed on either side of the nose panel.

8.6 Cooling holes allowed in nose area.

8.7 Approved plastic nosepieces allowed. Plastic nose must be mounted in an approved manner and can extend no further back than front of hood.

8.8 Front of bumper may not extend more than 30 inches forward of spindle centre. Measurements to be taken from centre of either front spindle to the outside of front bumper (*Figure 5*).

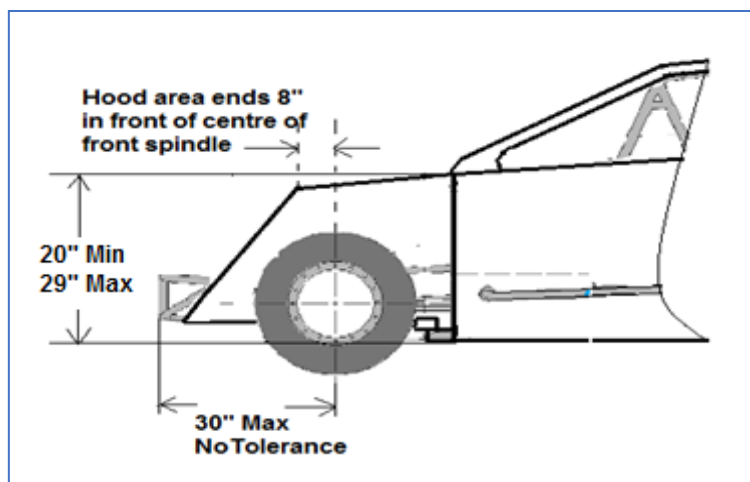


Figure 5

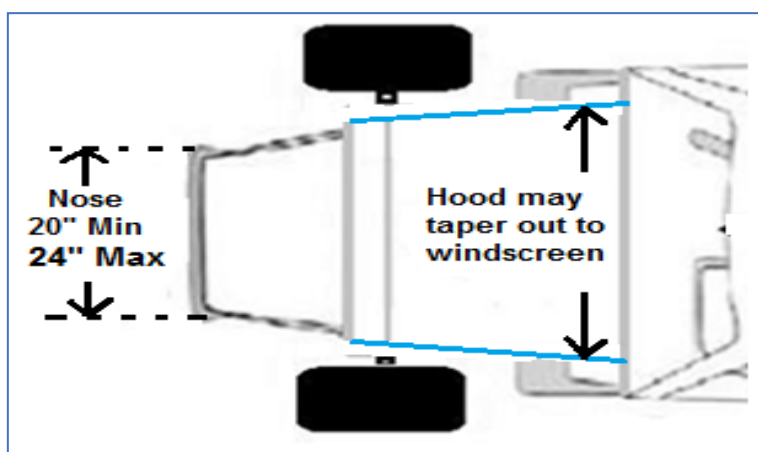


Figure 6

9 Modlite Roof Panel

9.1 Roof panel length must be between 40" min 48" max. Roof panel width must be 36" min 42" max. (*Figure 4*)

9.2 No part of roof panel may have more than 14° angle of rake. No deflector of any type on upper side of panels or rear of roof panel.

9.3 Maximum 1.5" (inch) fold, facing down on the sides of the roof.

9.4 Maximum 0.75" (inch) rear roof stiffener (must face down).

9.5 Maximum 1.5" (inch) fold down rock guard at front of roof.

9.6 Driver roof hatch Mandatory. Driver must be able to show that they can exit safely through the hatch in full race gear.

10 Modlite Sail Panels

10.1 Sail Panels may contain plexiglass.

10.2 The Sail Panel outer surface profile must be flat or convex (*Figure 9*).

10.3 Sail panel may be no higher than 1" (one) inch and no lower than 3" (three) above or below an imaginary straight line from the rear edge of roof panel to 4" above the top edge of the back of the rear quarter panel (top of spoiler if used) (*Figure 7 & 8*).

10.4 Both sail panels will be a mirror image of each other.

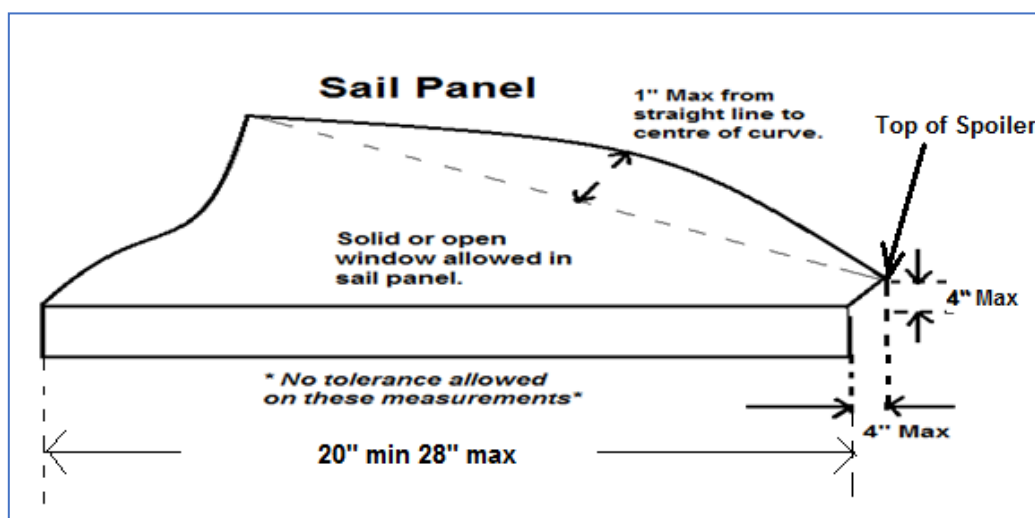


Figure 7

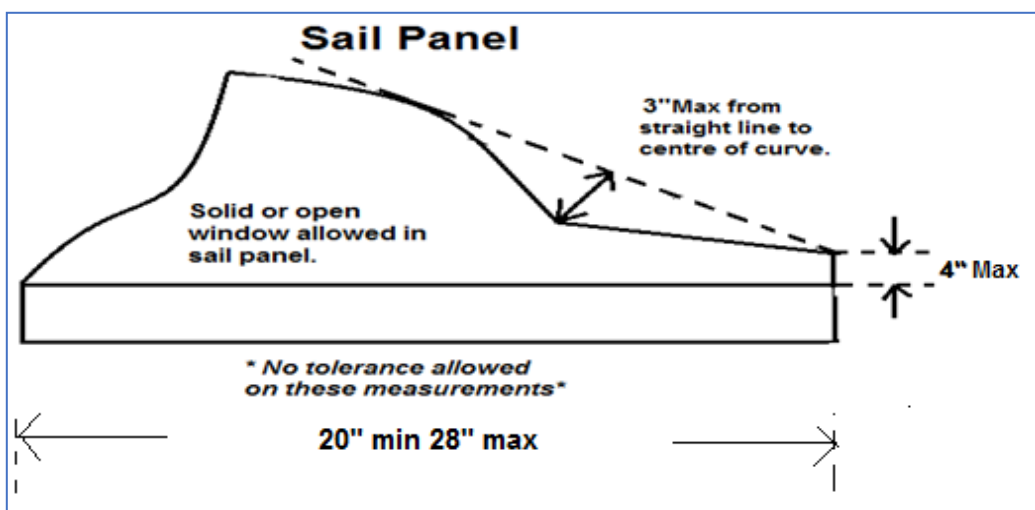


Figure 8

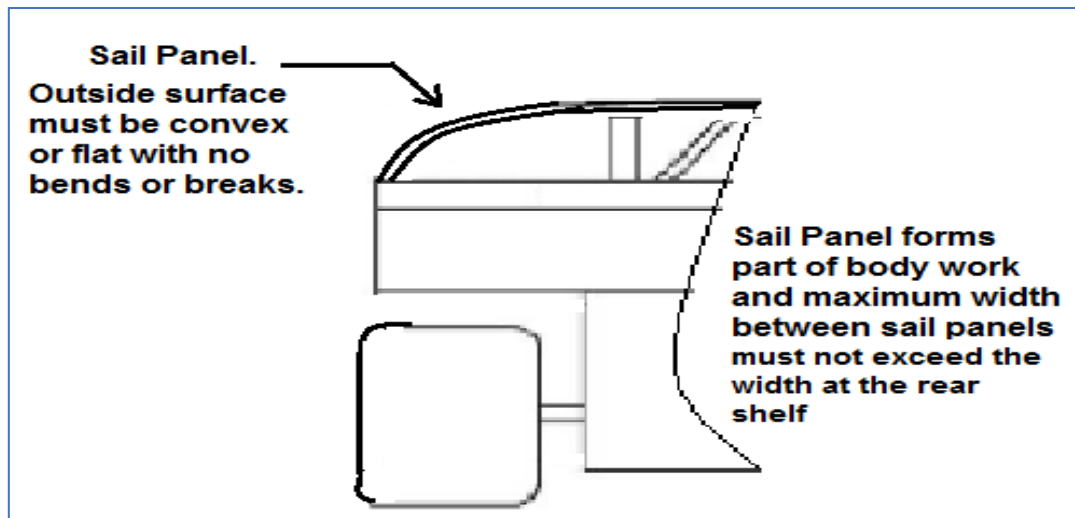


Figure 9

11 Modlite Side Window

11.1 Driver and passenger side windows must have 18" min side opening length (No Tolerance). *(Figure 10)*

11.2 Driver and passenger side windows must have 10" minimum side opening height front and rear (No Tolerance). *(Figure 10)*

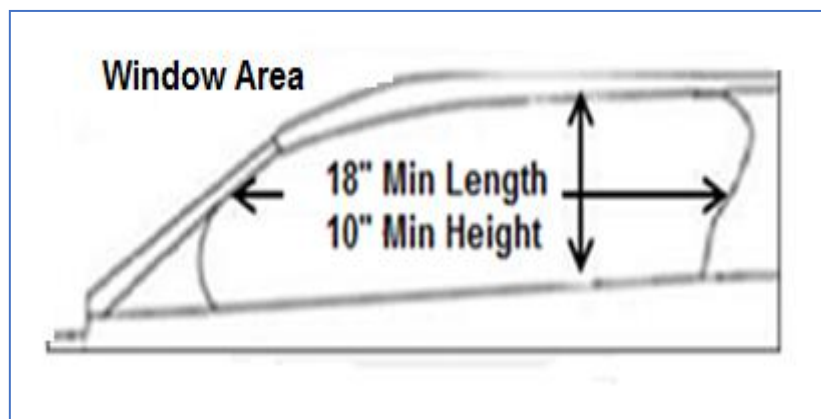


Figure 10

12 Modlite Interior

12.1 Only flat panels may be used to form the cockpit decking. No concave or convex panels unless they are directly attached to the intrusion bars or form part of the instrument panel.

12.2 Rear shelf and cockpit area may have no more than a 5° rake and may not be concave or convex in design.

12.3 Cockpit side covers are allowed but must be flat.

12.4 Mesh windshield must be flat

13 Modlite Rear Spoiler

13.1 A one piece, aluminium or Lexan spoiler with a maximum height of 4" inches above the back of the rear deck will be permitted. The top of the spoiler may extend past the end of the rear deck by 4" (*Figure 7 & 8*).

13.2 The rear spoiler must be non-adjustable from the cockpit and/or during racing conditions. Hinges, adjuster(s), slides, and/or any other adjusting type device not permitted.

13.3 The addition of a metal gurney lip and/or table and/or flanges and/or lips is **NOT** permitted.

13.4 A single brake and/or bend on the top of the aluminium or lexan spoiler will be permitted for reinforcement. The spoiler may be secured to the Sail Panel or Rear Quarter by means of a single tab at each end. Each tab must sit no higher than the spoiler and be a maximum of 6" long x 4" high. Tabs must be for reinforcement only.

13.5 The maximum overall height of the spoiler when measured from the ground must not exceed 40"-inches.

13.6 No vertical supports or gussets are permitted for fastening the spoiler to the rear deck.

14 Modlite Rear Frame Area.

14.1 The rear frame area is the chassis structure beneath the rear shelf. This area may be enclosed by a metal panel.

14.2 Louvers and holes allowed in this panel to allow air flow.

15 Car Weight Program

15.1 All cars following the MODLITES AUSTRALIA program must weigh a minimum of 1325 lbs, with driver after race.

15.2 Ballast must be mounted to the chassis and within the car body. Ballast must not be mounted to nerf bars or bumpers.

15.4 Attached ballast must be securely bolted to the chassis. One x 1/2" (grade eight) bolt or larger for ballast up to 5kg and two x 1/2" (grade eight) bolts or larger for ballast over 5kg. No more than 11.5kgs allowed in a single ballast weight. Weight must be painted white with car number displayed. Penalty for losing attached weight on the racetrack is disqualification from the event.

16 Bumper Dimensions

16.1 Front maximum width 30", minimum width 20". Ground to top of bumper: 12" minimum, 16" maximum. Bumper may not extend more than 30" forward of spindle measured from the centre of the front spindle to the outside of front bumper. Front bumpers may have a maximum rake of 30°. (*Figure 11*).

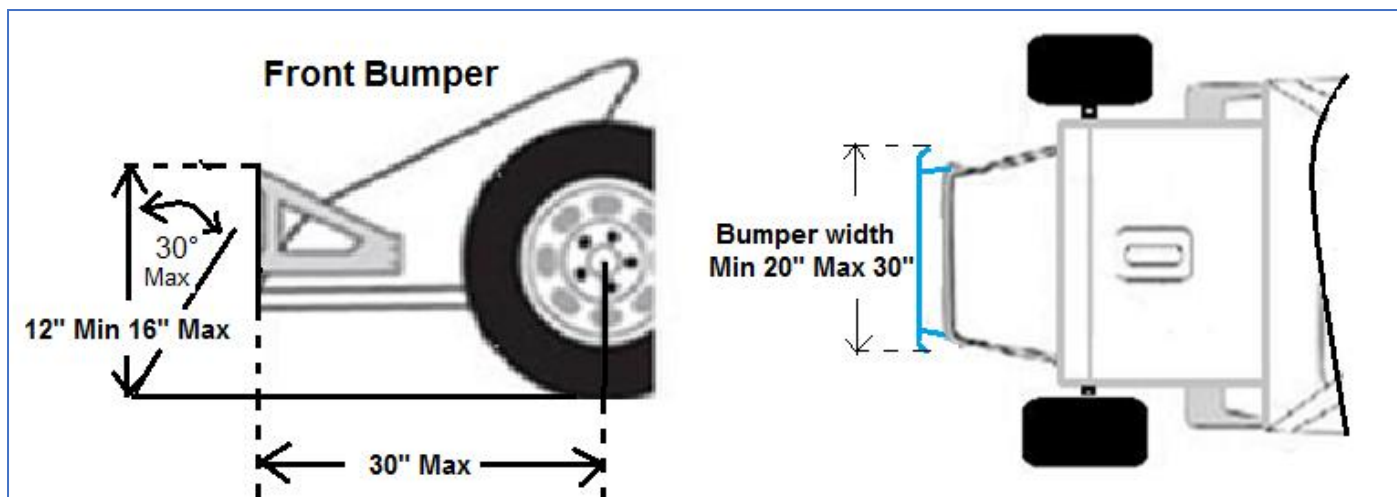


Figure 11

16.2 Rear bumper maximum width 56" with 3 vertical bars. Rear bumper max width between outermost horizontal bars is 8". Ground to top of rear bumper: 12" minimum, 18" maximum. Rear bumper must not extend more than 10" behind rear body panels (*Figure 12*).

16.3 A hoop is allowed on the top side of the rear bumper bar no wider than 12" and 8" high. Must be manufactured from the same material as the rear bar and welded in place. This is an option for push car protection only (*Figure 12*).

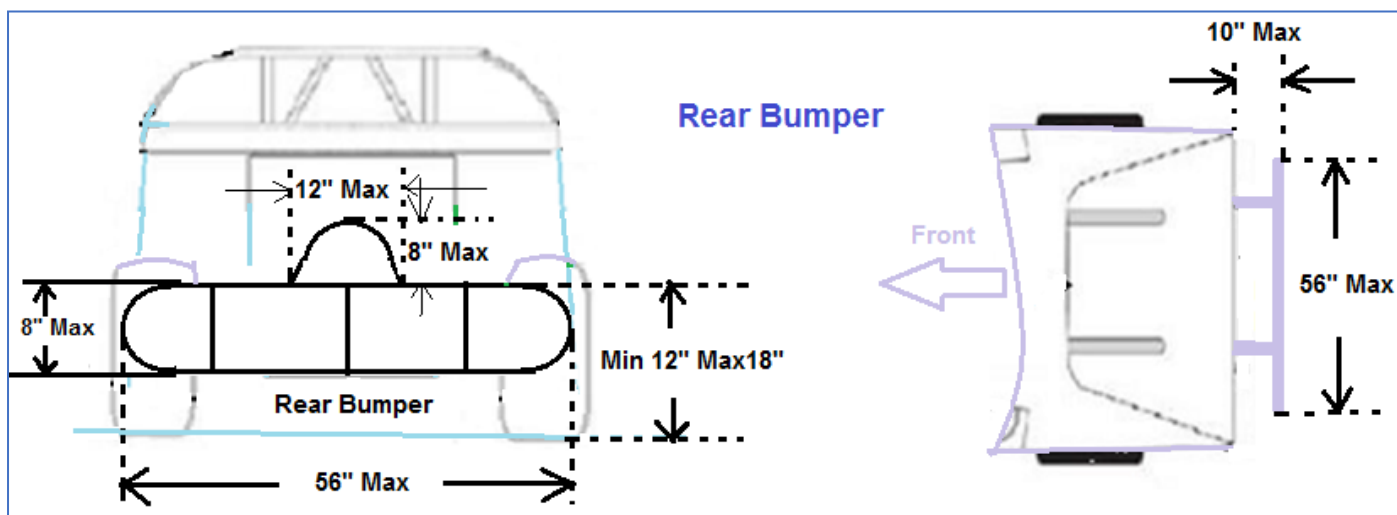


Figure 12

16.4 All bumpers must be round hollow metal tube with max wall thickness of 0.125".

16.5 To ease pre & post-race inspections, easy to remove bumper and nerf bar connecting pins or bolts are required.

17 Firewall

Firewall must be metal and must completely separate engine compartment from cockpit. Engine protruding into cockpit must be enclosed by metal firewall.

18 Windshield

Windshield must be flat and constructed of 2" x 2" wire mesh or protection bars with a minimum gap between bars of 1". All mesh and bars must have a minimum thickness of 3/32". No glass or plexiglass windshields allowed. All other cockpit areas must remain open. A curved or straight wind deflector may be mounted in front of the driver and must be no wider than the roll cage area that the windshield attaches to.

19 Nerf Bars

19.1 Nerf Bars or kick-outs must be mounted to the chassis at a minimum of two points and run the full length between front and rear tires.

19.2 Nerf bars must be round metal tube that does not exceed 1.25" diameter and 0.125" wall thickness.

19.3 Nerf-bars must sit no more than 3" inside the outer edge of the rear tire and must not protrude more than 1" past the outside of the rear tire.

20 Seat

20.1 Seat must be high-backed aluminium, racing type. Left and right head supports mandatory.

20.2 It is recommended that full containment type seat with head rest and head surround are used. Full containment seats should meet or exceed the SFI 39.2 specification and display a legible and valid SFI 39.2 label.

20.3 Seat must be mounted to a seat frame that is welded to the race-car main frame structure (*Figure 13*). Seats must be mounted to the seat frame as per the manufacturers' instructions, using materials recommended by the manufacturer.

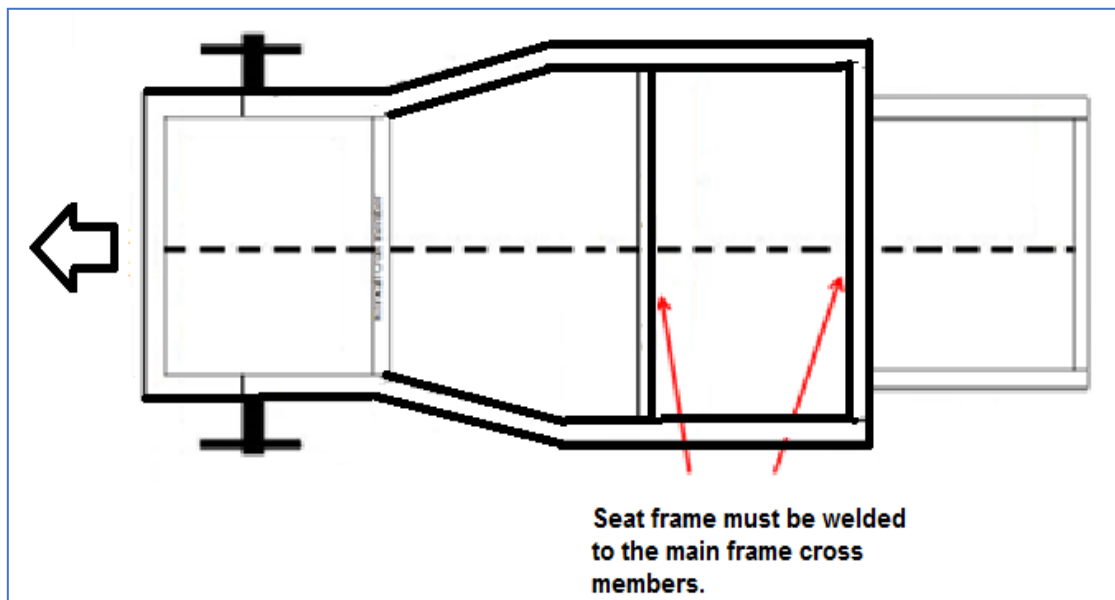


Figure 13

20.4 Cars manufactured prior to the 2018 production year with seats bolted directly to the floor will be grandfathered. Floor must be welded in place if seat is bolted directly to the floor.

20.5 Seats must be used as supplied and instructed by the seat manufacturer with the exception of trimming the length of the left side head surround for the purpose of egress only. If the left side head surround is trimmed to a distance that is less than the most forward surface of the drivers helmet (usually the area crossing the chin) then recommend a left side head net meeting the SFI 37.1 installed with a quick release latch.

20.6 All cars will have a permanent bar located behind the seat at shoulder level for seat belt tensioning.

20.7 Bottom rear of seat will not be more than 65" back measured from either upper ball joint (*Figure 14*).

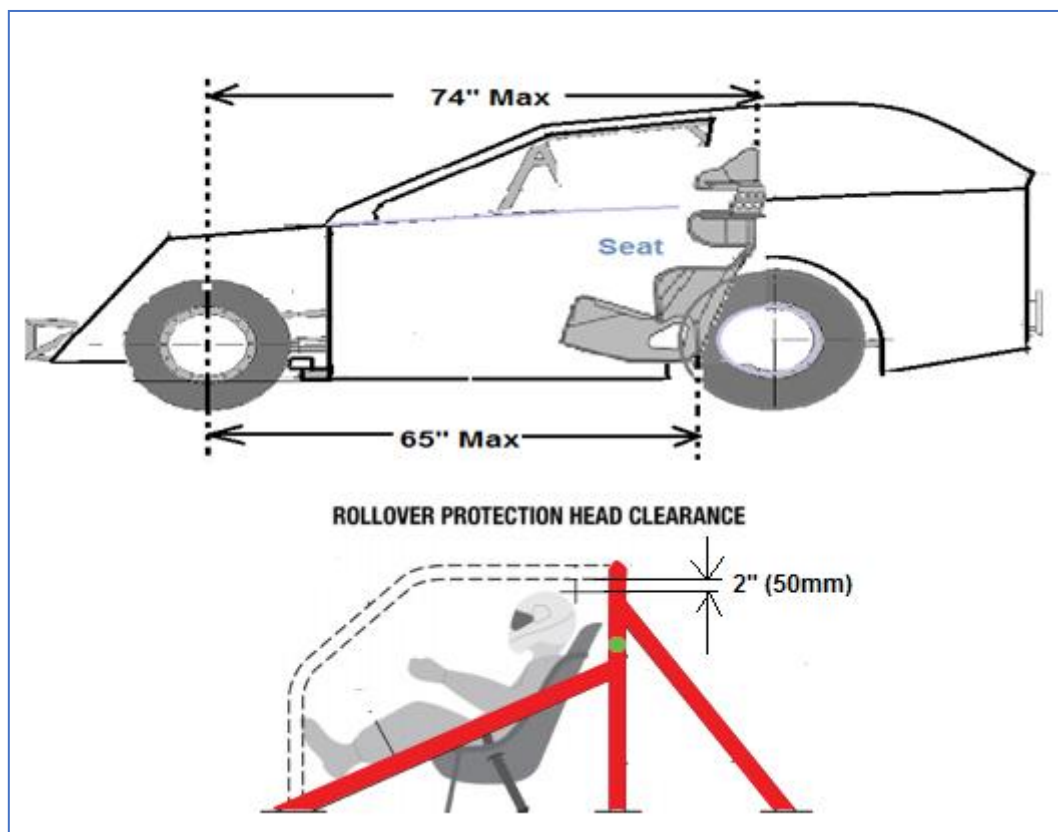


Figure 14

20.8 Seat may be tilted back for added driver head clearance; however, no portion of the seat may be back more than 74" as measured above (*Figure 14*).

20.9. The minimum helmet clearance inside the roll cage is to be 50mm from all roll bars. Measurement is taken from the underside of the overhead roll cage bars to the top of the helmet with the driver seated and in full harness. Must be checked when the car is Daylighted for registration (*Figure 14*).

21 Numbers, Graphics and Transponder

21.1 Car number must be minimum 12" in height and 2" stroke. Numbers must be displayed on each door OR quarter panel and the roof. The rear trunk area and nose should have 4" size numbers to help with line-up identification.

21.2 State prefix must be in front of all numbers i.e. Q – Qld, S – SA, W – WA, N – NSW, V – Vic, N-NT, T-Tas

21.3 The transponder must be mounted anywhere on the main chassis and within the car body panels. It is recommended that the transponder be mounted as far forward as allowed and have a clear path to the track.

22 Battery, Fuel System and Radiator

22.1 Battery and fuel pump must be mounted outside driver compartment. Battery must be secure and held in place with metal clamps. Electric fuel pump allowed.

22.2 Fuel cell mandatory, maximum 5 gallons and must be located in the rear of the chassis (trunk area).

22.3 Reinforced or steel braided line must be used in all high-pressure fuel areas.

22.4 A direct manual cut-off switch wired to isolate the ground circuit will be installed on the right rear shelf or rear firewall within 10" of the corner formed by the rear deck and rear firewall. Switch will be located over the right shoulder of the driver. The emergency electrical cut off switch location must be highlighted by a BLUE battery isolation sticker (*Figure 21*) and clearly marked "ON / OFF"

22.5 Forward facing radiator hoses must be covered when the radiator is mounted behind the driver's head. Rear facing hoses are recommended.

22.6 Forward facing radiator wind deflector panels allowed. Panels must deflect wind **into** the radiator. The rear-most edge must attach within 1/2" of the front of the radiator. Deflector panels must be no taller than the vertical height of the radiator and must not exceed 7" in length. Deflector panels may only be constructed from a minimum 26-gauge steel or .040" aluminium.

23 Drive Train

23.1 Quick-change rear ends allowed with steel tubes only.

23.2 Must use steel drive shaft from engine transmission to differential. Minimum drive shaft tube size is 2.50" diameter x 0.083" wall thickness OR 2" Diameter x 0.120" wall thickness and must be painted white.

23.3 Drive shaft tunnel must have minimum of 2 (3 recommended) 360-degree steel hoops between firewall and seat back. Must be fabricated from a minimum of 0.1875" X 1.5" steel flat bar OR 1" Diameter X 0.095" steel tube. If running a split drive shaft, a minimum of 3 (4 recommended) 360-degree hoops between the firewall and seat back must be used with one hoop being directly behind the centre bearing.

23.4 Differential must be locked or have a solid spool.

23.5 No slip spools allowed.

23.6 No titanium axles allowed

24 Frame and Roll Cage

24.1 Maximum frame width is 34" and the minimum frame width is 30". These are outside dimensions (*Figure 16*).

24.2 Main frame members will be a minimum of 1" X 2" x 0.120" wall rectangular steel tubing (RHS).

24.3 Main frame members consist of the length between the front lower control arm cross member and the rear main roll bar upright.

24.4 No aluminium allowed in roll cage or frame.

24.5 Main frame will have a minimum of 3 cross members located between firewall and back of seat. Cross members must be fabricated of same material as the frame rails OR steel angle minimum 1.5" X 2" X 0.125" thick OR 1 ½" diameter x 0.095 wall DOM/CDS/4130 round tube.

24.7 Cross-bracing in floor under driver strongly recommended.

24.9 Frame rails may taper inward, forward of driver seat area (*Figure 16*).

24.10 Front engine area frame and nose width must be 24" max and 20" min outside dimension (*Figure 16*). (Cars manufactured prior to the 2018 production year with the narrow nose will be grandfathered). Cars manufactured after September 30, 2018 will be required to meet **Rule 24.10**.

24.11 Left and right frame rails must be a mirror image (+ or -) ½"

24.12 1" Right side raise rail permitted.

24.13 All tubing on the chassis (excluding main frame) must be round tube unless otherwise allowed within these rules.

24.14 Roll cage (*see definitions*) must be round steel tubing, DOM, CDS or 4130 steel with a MINIMUM outside diameter of 1.25" and a MINIMUM wall thickness of .083" . (0.095 wall thickness for any Australian manufactured chassis).

24.15 Front and rear roll cage hoops must be connected (welded) at the top, in a cage type configuration with access at the top for the driver to exit.

24.16 Front and rear roll cage hoops must extend to the chassis frame. The roll cage must have a minimum of three attachment points welded to each longitudinal frame rail.

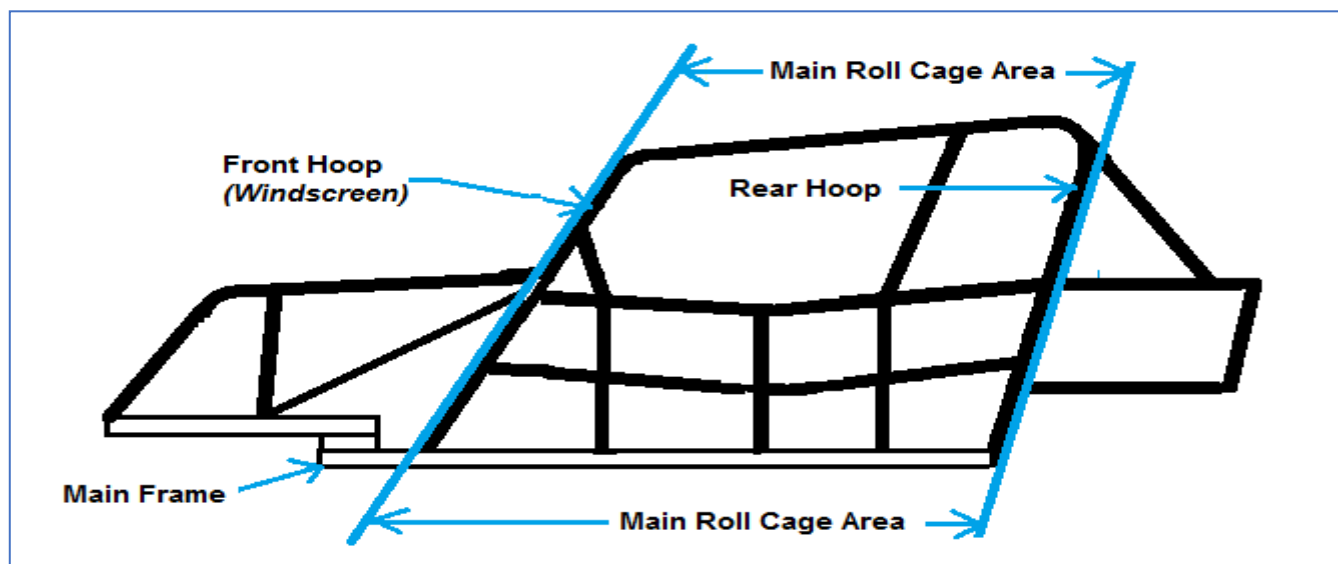


Figure 15

24.17 Cross-brace or diagonal strongly recommended in hoop over driver's head.

24.18 All cars must have cage bars (side intrusion bars) installed across door openings between roll cage hoops on both sides.

24.19 Intrusion bars must be welded in place as part of roll cage. Steel plate on driver's side intrusion bars recommended.

24.20 Minimum side intrusion bar size is round tubing 1" x 0.065" wall (1.25" x .095" recommended).

24.21 The roll cage must have a round steel tube welded in position from doorpost to doorpost under the dash. This tube must be a minimum size of 1" diameter x 0.065" wall thickness.

24.22 It is recommended that tabs are welded on to the chassis to accept any rivets that are used. This eliminates drilling holes into cage bars.

24.23 No down tube (high bar) frame cars allowed. Any bars going from cowl (Roll Cage) area to front of the chassis must remain below the upper line of hood.

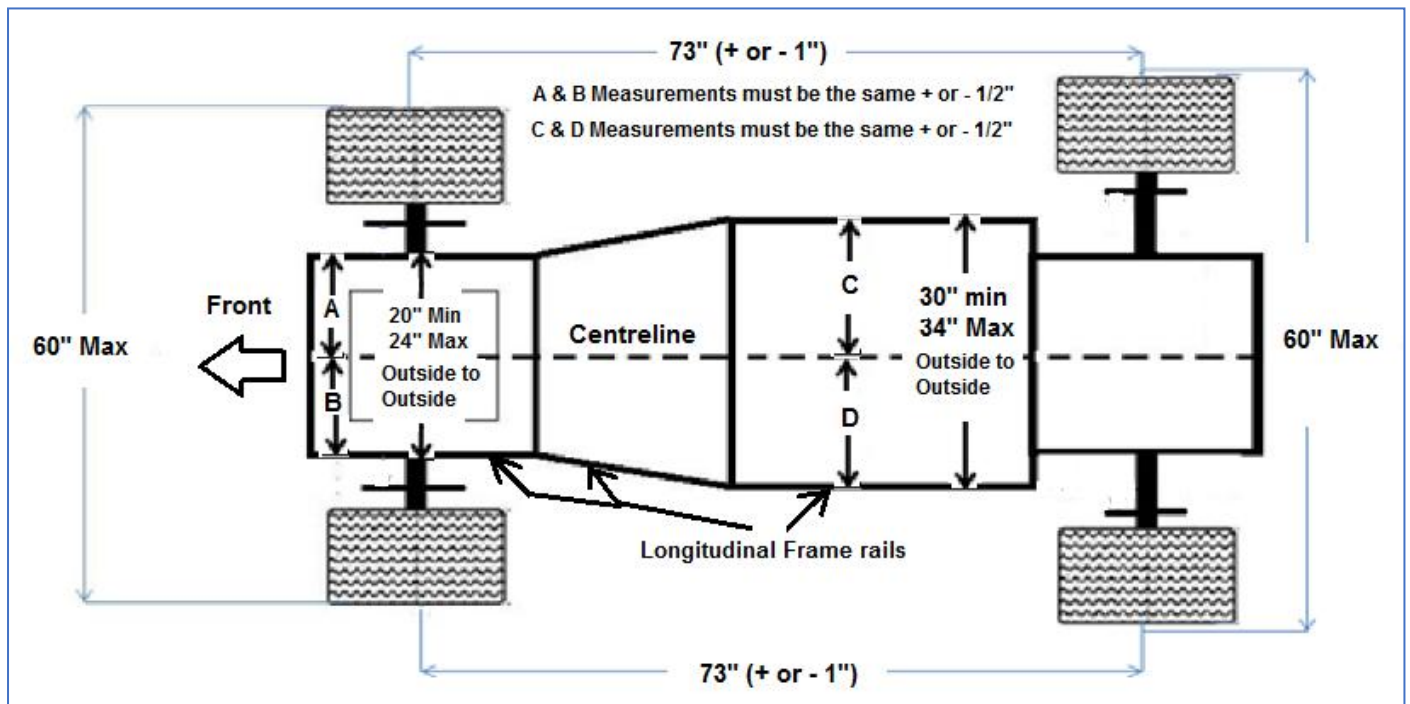


Figure 16

25 Suspension, Track Offset and Shock Absorbers

25.1 Front suspension must not extend rearward past the most forward panel of the firewall.

25.2 Rear trailing/ leading arms must be straight in construction (no Z shape allowed) and may have a maximum length of 30".

25.3 Rear trailing/ leading arms may have torque-absorbing devices fitted.

25.4 The only rear suspension allowed is the three-link design which consists of two lower control-arms and one upper pull bar. These control the up and down movement of rear end (*Figure 17*). One Panhard bar or J-Bar is allowed for the side to side location of the rear end. No sliding Panhard bar allowed.

25.5 No watts link, floating bird cages, four link suspension type or cant-a-lever allowed.

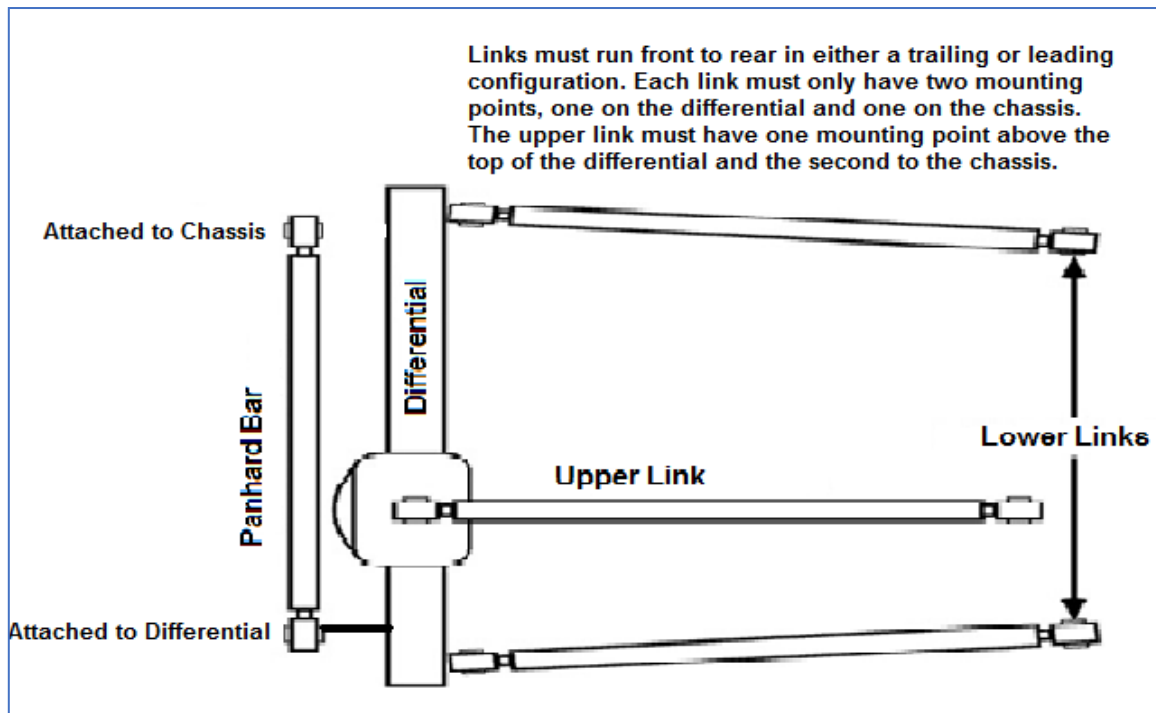


Figure 17

25.6 Wheel offsets are allowed.

25.7 Hub offsets are allowed.

25.8 Maximum track offset. The total track width may not exceed 60". The outer most edge of any front or rear tyre may not protrude more than 31.5" out from the centreline of the chassis frame. No inside edge of any rear tyre is permitted to sit inside the outer edge of the widest point of the main frame rail (*Figure 18*).

As part of the Daylighting procedure and to simplify at track measuring, each car will have a seal attached to the right hand rear roll cage tube that is stamped with the maximum allowable measurement from the outside of the rear most point of the frame rail to the outside of the rear tyre (*Figure 18*).

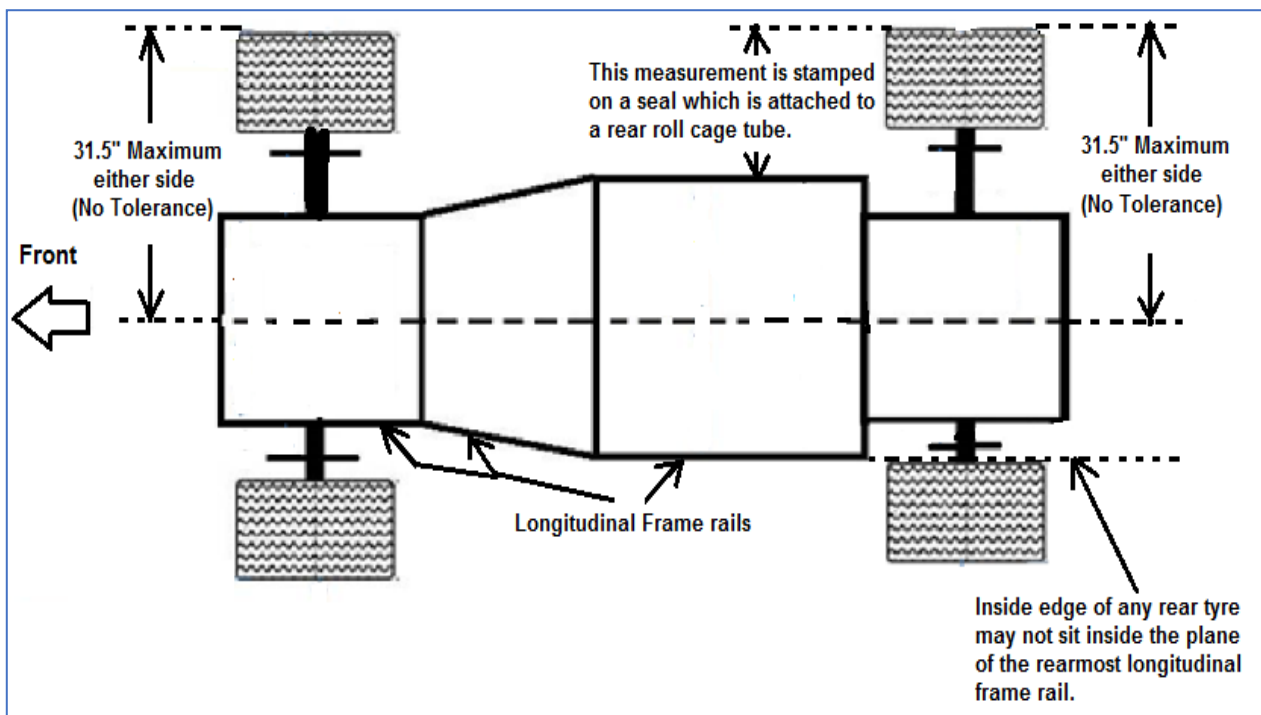


Figure 18

NOTE:

- Camber considerations must be accounted for when taking measurements.
- Make sure the rotor and hub are completely parallel with the frame rail prior to taking the measurement.

25.9 Shocks must be of all steel construction and non-adjustable type. Steel bodied non adjustable models of twin tube shock absorber will be allowed.

25.10 No driver shall have the ability to adjust suspension from inside car.

25.11 Straight front axles are prohibited.

25.12 No leaf springs.

25.13 No birdcage type rear linkage or brake floater allowed.

25.14 Anti-roll (sway) bars permitted front or rear. Must be connected without adjustments to arm location.

25.15 No torsion bar suspension system of any type allowed.

25.16 No cant-a-lever or cant-a-lever type device will be permitted in or on any area of the race car.

25.17 Coil-over shocks are the only allowable means of supporting the chassis. One shock and one spring per wheel only. Shock and spring must remain as one unit.

25.18 Bump stops with a maximum height of 1 inch (no tolerance) are allowed. Bump-stops must in no way be used to affect the spring rate. Bump-stops must be mounted on the shaft of the shock absorber, within the spring coils and with no stand offs or washers allowed. Bump-stops are not allowed behind the spring carrier. The bump-stop must be free to move the length of the shock absorber shaft. Only one x 1" bump stop allowed per shock absorber (*Figure 19*).




Figure 19

25.19 Helper or take up springs with alignment collar allowed. Only one take up spring and collar allowed per coil over assembly. Maximum take up spring rating must not exceed 5 pounds. The only purpose of the take up spring is to support the main spring if it is released during droop. (*Figure 20*)

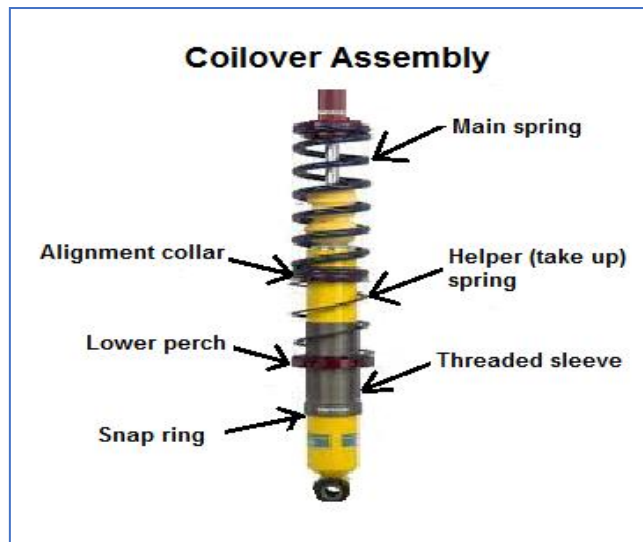


Figure 20

25.20 Schrader Valves or any custom modified valving that is similar will not be allowed in any application within these rules.

26 Steering

26.1 All steering components must have safety fasteners such as cotter pins, self-locking nuts or tie wire.

26.2 Manufactured quick-release steering wheel hubs mandatory.

26.3 Rack and pinion steering is mandatory.

26.4 Power assisted steering is allowed.

27 Brakes

27.1 All four wheels must have working callipers and rotors.

27.2 Only steel rotors are allowed.

27.3 Steel or aluminium callipers allowed.

27.4 Cutting and scalloping of rotors is allowed. No surface cracks of any type will be allowed on the face of the rotors.

27.5 Drilling of rotors permitted.

27.6 Adjustable brake bias and brake shut offs allowed and may be mounted inside the cockpit.

27.7 Competition-type master cylinders allowed.

28 Safety Equipment

- 28.1** On board fire suppressant system HIGHLY recommended and must be fastened down with metal spring bands and not plastic.
- 28.2** Fire resistant driving suit mandatory. Must be a minimum double layer SFI 3.2a5 rated suit.
- 28.3** Fireproof underwear that meets SFI 3.2 mandatory.
- 28.4** Fireproof gloves that meet SFI 3.3/1 or 3.3/5 mandatory.
- 28.5** Fireproof shoes that meet SFI 3.3/1 or 3.3/5 mandatory.
- 28.6** Full-face helmet mandatory. Helmet must comply with Speedway Australian rule no#**16.6**
- 28.7** Head and neck restraint systems that meet SFI 3.38.1 mandatory. Head and Neck Restraint Systems shall be inspected for re-certification every five years after the date of original certification.
- 28.8** Driving racing harness & restraints that meet SFI 16.1 mandatory. Harness must have webbing that is designed to suit their neck restraint system as per Speedway Australia rule no# **14.1**
- 28.9** Seat must comply with Rule 20 of these rules.
- 28.10** Arm restraints that meet SFI 3.3 mandatory.
- 28.11** Window nets that meet SFI 27.1 recommended.
- 28.12** All competitors must have an operational and date certified fire extinguisher in their pit bays (*as per Speedway Australia rule #appendix F xix*)
- 28.13** Battery Isolation switch and sticker that points to the isolation switch as per Rule 22.4 (*Figure 21*).




Figure 21

29 Wheels and Tyres

29.1 Steel wheels with a maximum width of 8", a minimum wall thickness of 0.090" and a diameter of 13" only may be used.

29.2 The official tyre for Modlite Australia sanctioned events is Hoosier. Tyre size and rating are as follows

- 205/60-13 in soft or medium compound.
- 215/60-13 in soft or medium compound
- 235/60-13 in soft or medium compound

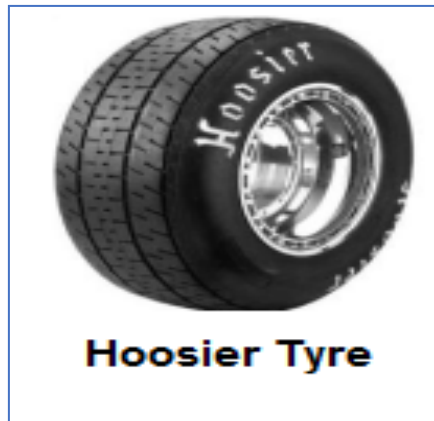


Figure 22

29.3 Tyres must rate at 40 or greater using a Longacre Shore Durometer (*Part No. 50553*) (*Figure 23*). Testing is done during pre-race inspections where three measurements must be taken at the centre of the tyre tread area. If a tyre registers less than 40 it must be removed before that car can race.



Figure 23

29.4 Bead lock rim mandatory on the right rear

30 General Motor Specifications

30.1 Engines must be four cylinder, four stroke and must have a working transmission, clutch and starter with all parts in place. Complete Clutch assembly must remain in engine. External reverse boxes allowed. No air controlled shifting devices (unless deemed necessary for a handicapped driver by Modlites Australia).

30.2 No variable timing intake cams allowed.

30.3 Engines must be front mounted in engine compartment.

30.4 No part of the engine cylinder-head may extend rearward more than 17 inches from the centre of front spindle.

30.5 No part of the engine or transmission may extend rearward more than 21 inches from centre of front spindle.

31 Allowable 1000cc Engine Models

31.1 Engine models

- **Suzuki GSXR 1000** (2016 or older)
- **Honda CBR 1000 RR** (2018 or older)
- **Yamaha YZF-R1** (2019 or older)
- **Kawasaki ZX 10** (2016 or older)

31.2 Future engine models will be determined by the series of engine. A change in allowable engine model will occur 4 years after the current series of engine has been discontinued by the manufacturer. Modlites Australia has the right to not allow a series of engine if they determine that engine to be detrimental to the competitive nature of Modlite Racing.

32 Engine

32.1 Engine parts from different year engines can be swapped between engines providing they are from the same manufacturer and are from the same motor series (to be determined by manufacturers documentation or serial number). You cannot change the bore, stroke or rod length of the year of engine being used.

32.2 No modifications to the bottom end of the engine will be allowed, all bottom end components must remain in stock configuration.

32.3 Charging system optional.

32.4 Battery powered ignition system only.

32.5 Alternator cover allowed.

32.6 Factory balancer and/or balancer shaft maybe removed.

32.7 No auxiliary starters.

32.8 Engine must be cooled by original intent (no electric water pump).

32.9 Non OEM fans and oil coolers are allowed.

32.10 Engine exhaust must include a muffler that exits rearward and faces downward on a 45° angle. All muffler devices must include baffles. MUFFLERS and DECIBEL READINGS MUST MEET LOCAL TRACK REGULATIONS.

32.11 Unless mentioned in these rules or listed in *Table 2* of these rules, all cylinder head components must be OEM stock. After market cylinder heads and valves will not be permitted.

32.12 No porting, or grinding, polishing, or changing stock configuration of intake or exhaust ports allowed unless mentioned within these rules.

32.13 Engine must remain in its stock factory manufactured condition. All engine parts must remain OEM unless allowed within these rules or listed in *Table 2*.

32.14 Bore and stroke must remain unaltered from the factory manufactured year specification.

32.15 No increasing or decreasing of motor stroke in any way.

32.16 No engine can be modified to be less than original stock OEM configuration specifications.

32.17 Freshening of stock engine must only involve the replacement of any worn or faulty parts, with OEM factory manufactured parts intended for use on that particular series of engine.

32.18 No altering of pistons, rods or head components. Crank shaft, rods, and pistons must remain OEM.

32.19 Non OEM headers allowed and must attach directly to head in stock exhaust port location.

32.20 Aftermarket clutch, friction plates and springs allowed but the basket must remain OEM.

33 Cams

33.1 Cams must be as per original equipment manufacturer (OEM) and meet OEM specifications for that engine series.

33.2 Optional adjustable cam sprockets permitted

33.3 Cam shafts must remain OEM with stock lift and duration and be in their original placement. (i.e: intake on intake side, and exhaust on exhaust side).

33.4 Kawasaki Racing Exhaust-Camshaft part number 49118-0729, Kawasaki Racing Intake-Camshaft part number 49118-0728, Kawasaki Cam Sprocket part number 120460034 are not permitted.

34 Oil System

34.1 Dry sump oil systems not allowed.

34.2 One-piece billet or cut down oil pans may be used.

34.3 High volume oil pump gear permitted.

34.4 The oil pan may be magnetic steel or aluminium.

34.5 Aftermarket or modified sump pick-up allowed.

35 Fuel System

35.1 Engines fuel system which includes all sensors, throttle bodies, fuel rail and injectors must remain as per OEM for that year and model of engine.

35.2 Only normally aspirated engines allowed. No turbo chargers or superchargers.

- 35.3** No aftermarket fuel injection. OEM injectors may have their basket filters removed and aftermarket O-rings may be used to provide sealing for the injectors to the fuel rail.
- 35.4** Throttle body boot must fasten directly to head in the stock intake port location.
- 35.5** After market velocity stacks permitted
- 35.6** Factory supplied air boxes and or aftermarket air filters maybe used.
- 35.7** No ram air induction.
- 35.8** Fuel injection casting part lines must be visible upon inspection.
- 35.9** Intake port area may be altered to match intake boot. Alterations not to exceed 3/8" into intake port.
- 35.10** Only one fuel monitoring device can be used, but may not include any additional boxes, modules, or devices to alter motor function.
- 35.11** A safety device i.e. strap or plate must be attached to secure the throttle bodies to the engine to stop them from coming off in the event of a roll over.
- 35.12** Secondary butterfly plates may be removed from throttle bodies.

36 Ignition System

- 36.1** OEM stock ignition system only (Flashing of ECU/ECM acceptable). Power Commanders up to 5 USB and or TFI may be used. Oxygen sensors or components added will not be permitted. Components added to allow traction control will not be allowed. Bazzaz fuel performance devices will not be allowed. Only stock OEM ignition coils allowed.
- 36.2** Stator must be mounted in original position if charging system is used. After market stator and regulator allowed (*Table 2*). Stator may be removed if no charging system is used.
- 36.3** Wiring harnesses must be left exposed for easy inspection.
- 36.4** All electronic and/or computerized wheel spin and/or ignition retardation and/or acceleration limiting and/or traction control devices of any type will not be permitted.
- 36.5** At NO time will there be any type of ping control devices, dial a chip controls, timing controls, or any modifications to the ignition control boxes, distributors, or any other part of the Ignition System. This includes any add on component or components inside or outside the cockpit of any competitor's race-car.
- 36.6** There shall be NO driver-controlled wheel spin, timing, or fuel delivery control devices in the cockpit area of any race-car.

37 Fuel

- 37.1** Fuel: Gasoline/Petrol must be Pump Fuel (readily available via pump at service stations). Premium Unleaded Petrol (PULP) 98 to be used. No Racing fuel, Ethanol (E85), etc. or additives permitted. Fuel testing may be undertaken at race meetings.
- 37.2** No nitro or nitrous oxide.

38 Engine Compliance Checks after Competition

38.1 The top 5 placegetters in National and State title's engines will be sealed and the top 3 engines will be stripped and measured for compliance by a Modlites Australia authorised inspection agent.

38.2 Any other engine inspections will be at the discretion of State clubs or National committee when deemed necessary or as per General Rules **no# 21 PROTESTS**.

38.3 Cost of engine compliance checks will be borne by the body or Club requesting the compliance check.

38.4 Any engine found to be out of compliance will be deemed illegal and the driver subject to penalties laid out in the General Rules. If an engine is found not to be compliant, the car owner will be responsible for all costs relating to the compliance check.

38.5 Modlites Australia and its officials have the right to check any engine at their discretion.

38.6 Bore and stroke to be checked to comply with dimensions set out in *Table 1*.

Table 1

Make	CC	Year	Bore	Stroke
SUZUKI GSXR 1000	988 cc	2001-2002	73.0	59.0
	988 cc	2003-2004	73.0	59.0
	988 cc	2005-2006	73.4	59.0
	999 cc	2007-2008	73.4	59.0
	999 cc	2009-2011	74.5	57.3
	999 cc	2012-2016	74.5	57.3
HONDA CBR 1000 RR	998 cc	2004-2005	75.0	56.5
	998 cc	2006-2007	75.0	56.5
	999 cc	2008-2011	76.0	55.1
	999cc	2012-2018	76.0	55.1
YAMAHA YZF-R1	998 cc	1998-1999	74.0	58.0
	998 cc	2000-2001	74.0	58.0
	998 cc	2002-2003	74.0	58.0
	998 cc	2004-2005	77.0	53.6
	998 cc	2006	77.0	53.6
	998 cc	2007-2008	77.0	53.6
	998 cc	2009-2010	78.0	52.2
	998 cc	2011-2014	78.0	52.2
	998 cc	2015-2019	79.0	50.9
KAWASAKI ZX 10	998 cc	2004-2009	76.0	55.0
	998 cc	2010-2016	76.0	55.0



38.7 No car may race without a compliant and correctly sealed engine. If at any time the seals are broken and not re-sealed by a Modlites Australia authorised scrutineer, that engine will be deemed to be illegal and will not be able to be used for practice or competition events until it has been re-sealed by an authorised Modlites Australia scrutineer.


39 CLASSIC MODIFIEDS BODY SPECIFICATIONS

Classic, dwarf or legend type chassis and body style that either have registration that has expired for more than 12 months or have not competed in 3 sanctioned Modlite events in a full season, will not be allowed to be re-registered. Classic, dwarf or legend type chassis and body style cars will be inspected during Daylighting to ensure the structural integrity of their car. Officials carrying out the Daylighting procedure have the right to refuse registration if they deem a car or chassis not to be safe.

40 *Non OEM Engine Components Allowed*

Table 2

<i>Non OEM Part</i>	<i>Photo</i>
Clutch Cover	
Sprocket Cover (Manual clutch arm)	

Cam Cover Breathers	
Swivel Pickup for Sump	
Manual Cam Chain Adjuster	
Crank Case Breather Cover	
Starter Saver	
Engine Cooling System Covers	

Regulator	
Stator	
Stator cover	
Injector O-Rings and Baskets	



2021/22 **MODLITES AUSTRALIA INC.**

GENERAL RULES

1.	<i>Preface</i>	3
2.	<i>Rules Review Period</i>	3
3.	<i>General Regulations</i>	3
4.	<i>Line Up Procedures</i>	5
5.	<i>Order of Heats and Main Events</i>	5
6	<i>White Flag Rule</i>	5
7	<i>Driver's Briefing</i>	5
8	<i>Blue Ribbon Events</i>	5
9	<i>Australian Title</i>	6
10	<i>State Title</i>	7
11	<i>General Guidelines for Rule Infractions or Bad Driving</i>	7
12	<i>Refusal to Submit Tech Procedures</i>	8
13	<i>Racers' Code of Conduct</i>	8
14	<i>Technical Inspections</i>	10
15	<i>Weighing of Cars</i>	10
16	<i>All Decisions are Final</i>	11
17	<i>Discipline</i>	12
18	<i>Fines</i>	12
19	<i>Suspensions</i>	13
20	<i>Disciplinary Decisions</i>	13
21	<i>Law Enforcement</i>	13
22	<i>Protests</i>	13
23	<i>Appeals</i>	14
24	<i>Modlites Australia Points System for State and National Titles</i>	16
	Points System Table 1.....	17
25	<i>Daylighting Procedure</i>	17
26	<i>Engine Compression Test Procedure</i>	18
27	<i>Rule Clarifications</i>	19

1. Preface

The rules and/or regulations set forth herein are designed to provide for the orderly conduct of racing events and to establish minimum acceptable requirements for such events. These rules shall govern the condition of all events, and by participating in these events, all participants are deemed to have understood and complied with these rules. No expressed or implied warranty of safety shall result from publications of or compliance with these rules and/or regulations. They are intended as a guide for the conduct of the sport and are in no way a guarantee against injury or death to a participant, spectator or official. The steward shall be empowered to permit reasonable and appropriate deviation from any of the specifications herein or impose any further restrictions that in his opinion do not alter the minimum acceptable requirements. No expressed or implied warranty of safety shall result from such alteration of specifications. These rules pertain to all Modlite Australia members, affiliate clubs and their members.

These rules are to be read in conjunction with Speedway Australia rules and regulations.

2. Rules Review Period

2.1 The rules review period and process for making rule changes is set out in the Modlites Australia Constitution.

2.2 Clubs and car owners are encouraged to participate in the rules review process.

3. General Regulations

3.1 The rules and/or regulations set forth herein are designed to provide for the orderly conduct of racing events and to establish the minimum acceptable requirements for such events. These rules shall govern the condition of all events and by participating in these events all participants are deemed to have accepted, understood and complied with these rules. NO EXPRESSED OR IMPLIED WARRANTY OF SAFETY SHALL RESULT FROM PUBLICATION OF, OR COMPLIANCE WITH THESE RULES AND REGULATIONS. They are intended solely as a guide for the conduct of the sport and are in no way a guarantee against injury or death to a participant, spectator or official. Any interpretation or deviation of these rules is left to the discretion of Modlite Australia Officials and the decision is final. NO EXPRESSED OR IMPLIED WARRANTY OF SAFETY SHALL RESULT FROM SUCH DEVIATION FROM THESE SPECIFICATIONS.

3.2 No intoxicating spirits or controlled substances are to be consumed before or during race events by anyone entering the pit area of tracks.

- 3.3 Abusive language towards, or confrontation with any official is strictly prohibited. FAILURE TO ABIDE BY THIS RULE MAY RESULT IN SUSPENSION, LOSS OF POINTS, WINNINGS, RECORDS, AND/OR CASH FINE.
- 3.4 Any disputes involving qualifying times, lap scoring, finishing position is under the jurisdiction of the hosting track officials. Modlite Australia officials will address winnings, points, or rules interpretations. Any disputes or discussions of this nature are to be addressed by Modlite Australia officials only.
- 3.5 Drivers, owners, and/or crew shall have no claims or actions of any kind against Modlites Australia, any track owner, promoter, or official for damages of any kind, expenses, actions taken, disqualification or damage to car, personal equipment or driver. This regulation shall be deemed a covenant not to sue made by each driver, owner, and/or crew member to Modlite Australia, any track owner, promoter, or official with respect to any alleged act or omission or agreement by any of him or her.
- 3.6 Modlites Australia Officials or track officials may inspect any car at any time for safety, mechanical, or rules compliance.
- 3.7 ANY RULES OR REGULATIONS NOT COVERED IN THIS BOOKLET WILL BE DETERMINED ON A TIMELY BASIS BY MODLITES AUSTRALIA AND THE DECISION IS FINAL.
- 3.8 MOTOR RACING IS A DANGEROUS SPORT AND MAY RESULT IN INJURY, BODILY HARM, OR DEATH.
- 3.9 The steward shall be empowered to permit reasonable and appropriate deviation from any of the minimum acceptable requirements set out in these general rules. No expressed or implied warranty of safety shall result from such alteration of specifications. Any interpretation or deviation of these rules during a race meeting is left to the discretion of the Modlites Australia Officials and their decisions are final.
- 3.10 Points go to the driver only. No exceptions.
- 3.11 Unless a State or National title the length of Feature and heat races will be determined by the club hosting the event in consultation with the promoter. Due to weather, time restraints or car numbers laps maybe altered.
- 3.12 All restarts will be as per Speedway Australia rule No# 4.13.
- 3.13 In cases where the finish of the race is too close to call (in real time), the track officials may use photo(s), video or electronic scoring to aid in determining the winner.
- 3.14 Modlites Australia officials in consultation with the Speedway Australia appointed Steward of the meeting have final say on all official calls and rules.

4. Line Up Procedures

- 4.1 The draw for positions will be done by officials for the MA affiliated club hosting the meeting.
- 4.2 **Heats** will be lined-up as per the draw. Cars must start in their scheduled heat.
- 4.3 **Feature race:** Feature race starting positions are determined by points gained from the heat races. Clubs are free to administer this process for club events.

5. Order of Heats and Main Events

- 5.1 The order of events and line ups at each individual track will be posted on a white board which will be located in the pit area at all tracks. It is the responsibility of each individual race team to stay abreast of changes to those line-ups.

6 White Flag Rule

- 6.1 For any race, all cars must be lined up in their grid position at the designated line up area before the white flag from the previous race has been waved. Cars coming late to the line-up area will start at the rear of the field unless due to mechanical reasons the 2-minute rule has been requested.

7 Driver's Briefing

- 7.1 All drivers must attend the Driver's Briefing on race day. If a nominated driver does not attend the driver's briefing, they will automatically start from the rear in all heats for that meeting.

8 Blue Ribbon Events

- 8.1 To be eligible to compete in any blue-ribbon Modlites Australia sanctioned event including *State or National Titles*, the driver must have competed in at least 3 Modlites Australia sanctioned competition events of that current season.

8.2 Exemptions can be requested in writing to the Modlites Australia Secretary and the decision to allow that person to compete in that event will be at the discretion of the Modlites Australia committee.

8.3 **Club events only:** Club officials may at their discretion, allow an invited driver to start heat races in a drawn position if they deem the driver to have the experience necessary and that the decision will be advantageous in promoting the sport.

9 *Australian Title*

9.1 The Australian Title Year is from January 1st of one year to December 31st of that year. It is expected that an Australian Title will be held each calendar year.

9.2 The format for an Australian Title meeting will be at the discretion of the State hosting the title. There must be a minimum of three (3) heat races per competitor and a Feature race (A-Main).

9.3 The draw for heat starting positions will be completed prior to the meeting.

9.4 Heats will be a minimum distance of 8 laps with the final (A-Main) run over a minimum of 25 laps.

9.5 The “A” main will consist of the top 16 - 20 qualifiers (dependent on track regulations) plus the top 4 from the “B” Main. If any of the qualifiers are unable to take their place in the final or, due to a stoppage within the first 2 laps then the reserves (5th or 6th position from B-Main) can fill the last few grid positions.

9.6 Prize money for the Australian Modlite Title is at the discretion of the State hosting the title. Modlites Australia will provide money to the State Entity holding the title, at a rate of \$50 per registered car that has paid the nomination fee and has attended the title. Payment will be made within 21 days after the title has been completed.

9.7 Any variation of the payment will be at the discretion of the Modlites Australia Committee.

9.8 Australian Title events will be allocated to each State in the following order.

- South Australia
- Western Australia
- Northern Territory
- Queensland
- New South Wales (ACT)
- Victoria
- Tasmania

- 9.9 States can only host an Australian Title if they have 4 or more cars registered to affiliate clubs within that State and with Modlites Australia. If a State does NOT meet the minimum car requirements, Modlites Australia may, in consultation with all affiliate clubs, schedule an Australian Title in that State if it is in the best interest of the sport moving forward.

10 State Title

- 10.1 The format for a State Title meeting will be at the discretion of the State hosting the title. There must be a minimum of three (3) heat races per competitor and a Feature race (A-Main).
- 10.2 The draw for heat starting positions will be completed prior to the meeting.
- 10.3 Heats will be a minimum distance of 8 laps with the final (A-Main) run over a minimum of 20 laps.
- 10.4 The “A” main will consist of the top 16 - 20 qualifiers (dependent upon track regulations) plus the top 4 from the “B” Main. If any of the qualifiers are unable to take their place in the final or, due to a stoppage within the first 2 laps then the reserves (5th or 6th position from B-Main) can fill the last few grid positions.
- 10.5 Prize money for a State Title is at the discretion of the State hosting the title. Modlites Australia will provide money to the State Entity holding the title, at a rate of \$20 per registered car that has paid the nomination fee and has attended the title. Payment will be made within 21 after the completion of the Title.
- 10.6 Any variation of the payment will be at the discretion of the Modlites Australia Committee.
- 10.7 If a State Title is cancelled for any reason, that State must attempt to reschedule the meeting before the end of that States current season.

11 General Guidelines for Rule Infractions or Bad Driving

- 11.1 After completion of any heat or feature race, anyone found by a Modlites Australia official or Steward of the Meeting to be in breach of the current Rules of Competition or General Rules including driver conduct, sportsmanship, overall weight requirements, wheelbase, suspension, safety, tyre, engine etc, may at the discretion of the Committee of the Modlites Australia affiliated club holding the event, have the following penalties imposed: (**NOTE** Modlites Australia affiliate club Committees can take action over an incident even if that incident is not noted by the Steward of the meeting.**)

- FIRST OFFENSE: Forfeit of points and monies for the race program and warning to have the violation corrected before being allowed to compete at the next event. STATE and

NATIONAL TITLES INCLUDED. If deemed serious enough the Club Committee may also impose a fine of up to \$500 (payable to their club). The driver is suspended from racing until the fine is paid.

- **SECOND OFFENSE** (in a season): Forfeit of points and monies for the race program. Driver will incur a \$500 fine (payable to their club). The driver is suspended until the fine is paid and for the next Modlites Australia sanctioned race meeting controlled by the club the driver is a member of. STATE and NATIONAL TITLES INCLUDED.
- **THIRD and SUBSEQUENT OFFENSES** (in a season): Forfeit of points and monies for the race program. Driver will incur a \$500 fine (payable to their club). The driver is suspended until the fine is paid and for the next two Modlites Australia sanctioned race meeting controlled by the club the driver is a member of. STATE and NATIONAL TITLES INCLUDED.
- Anyone found to be out of compliance with any of the current motor rules (bore, stroke, illegal head modifications, etc. as per current MODLITES AUSTRALIA rules No# 31, 32, 33, 36 & 38) or who has committed multiple offenses will be assessed by the Modlites Australia Committee and may also incur the following fines and penalties:
Competitor (driver) will be suspended for the remainder of the season, MODLITES AUSTRALIA membership will be forfeited, and all points for the season will be expunged from the records.

12 Refusal to Submit Tech Procedures

- 12.1 Any driver or car owner that refuses to have their car inspected by a Modlites Australia recognised official, will result in the car and driver being suspended from competition until a meeting has been convened to discuss the matter. All decisions are binding and final, no appeals or changes may be made after the issue is settled. Penalties can be given to drivers and owners.
- 12.2 Race cancellations will not be counted towards the suspension period earned by the offending driver

13 Racers' Code of Conduct

- 13.1 **DISCIPLINE** All drivers entering a Modlites Australia sanctioned event shall be subject to discipline for any violation of the rules and regulations; violation of the Racer's Code of Conduct; or the failure to obey the directives and decisions of the Modlites Australia Officials, Promoter and track officials.

13.2 DRIVERS RESPONSIBLE The drivers shall be responsible, at all times, for the behaviour of the owner of the car and all pit crew and discipline may be imposed upon the driver for any car owner's or pit crew member's violation of the rules and regulations; violation of the Racer's Code of Conduct; or the failure to obey the directives and decisions of the Modlites Australia Officials.

13.3 GOOD CONDUCT REQUIRED All drivers, car owners and pit crew members shall at all times, conduct themselves in a manner that reflects favourably upon the sport and Modlites Australia. Any failure to adhere to this rule may result in the imposition of discipline, at the sole discretion of Modlites Australia or the affiliate club hosting an event.

13.4 NO DRUGS As per Speedway Australia rule No# 6.1, 6.2, 6.3

13.5 NO ALCOHOL As per Speedway Australia rule No# 6.1, 6.5

13.6 PERSONS UNDER THE INFLUENCE As per Speedway Australia rule No# 6.1, 6.4

13.7 SOCIAL MEDIA As per Speedway Australia Social Media Policy

13.8 FIGHTING OR OTHER MISCONDUCT Any person taking part in discourteous conduct or causing a disturbance is subject to discipline. Persons leaving their pit area to go to another pit area or to any other location to cause a disturbance are subject to discipline. If any physical contact occurs, including but not limited to fighting, pushing, or shoving, the offender is subject to discipline which shall include the loss of accumulated points and a fine and suspension, the amount and duration of which shall be determined by the Modlites Australia Committee or Affiliate Club Committee at their sole discretion. Repeat offenders shall be subject to progressive discipline (which may include a lifetime ban).

13.9 ROUGH DRIVING It is the policy of Modlites Australia to provide good, clean, competitive racing. Any driver, in the opinion of the Modlites Australia Officials, charged with rough driving (overly aggressive driving) or receiving a **BLACK FLAG** will be subject to disciplinary action. Disciplinary action may be taken at both a National and State level and may include a fine, forfeiture of points, and suspension. Repeat offenders shall be subject to progressive discipline (which may include a lifetime ban). This rule against rough driving applies to both on-track incidents and those which occur in the pits. Modlites Australia strongly disapproves of rough driving because it presents a safety hazard for drivers, spectators, and others; because it is detrimental to the sport; and because it interferes with the presentation of a professionally staged entertainment program suitable for the entire family.

13.10 NO ABUSIVE LANGUAGE No driver or other person affiliated with the car (i.e., owner, pit crew member) shall subject the Modlites Australia Officials, scorers, or speedway officials to verbal (improper/obscene/profane language) or physical abuse at any time. Offenders shall be subject to discipline, which shall include a fine, forfeiture of points, and suspension, and repeat offenders shall be subject to progressive discipline. Modlites Australia

disapproves of this sort of behaviour because it is detrimental to the sport and the presentation of a professionally staged entertainment program for the entire family.

- 13.11 NO UNSPORTSMAN-LIKE CONDUCT** No driver shall engage in any unsportsmanlike conduct. If reported by Modlites Australia Officials or track officials the Committee of the Affiliate Club hosting the event have the right to discipline the accused driver if they deem the incident serious.

14 Technical Inspections

- 14.1** Each State will select two (2) “Qualified Persons” to do engine compliance inspections.
- 14.2** A register of “Qualified Persons” will be held by the National Secretary.
- 14.3** Engine inspections will be at the discretion of State and National clubs when deemed necessary or as per rule **no# 22 PROTESTS**.
- 14.4** Cost of engine compliance checks will be by the State requesting the compliance check.
- 14.5** Any engine found to be non compliant will be deemed illegal and subject to **Rule 11**
- 14.6** Modlites Australia Officials may inspect any car at any time before, during or after the race.
- 14.7** An inspection that deems a car to be safe and legal is only relevant for that point in time. The inspection does not assume that the car is legal or safe at any time after the inspection. It is the responsibility of car owners to ensure cars are legal and safe at all times. Cars deemed to be illegal or unsafe shall not be allowed to compete in the event until all defects are rectified. If a team knowingly make changes to a car that are unsafe or illegal, after an inspection, members of that race team including the car owner and driver may be subject to disciplinary action from both their club and Modlites Australia. Modlites Australia Officials make no warranty or representation of the legality or safety of cars allowed to compete in the event.
- 14.8** If any illegality is detected in any post-race inspection, the car will be disqualified from that race and may at the discretion of officials, have all points for that meeting cancelled and be subject to disciplinary action set out in **Rule 11**.

15 Weighing of Cars

- 15.1 SCALES** All drivers must cross the scales if requested over the one-way radios. Any car that goes to its’ pit area before going to the scales will be presumed to be too light and will be disqualified from that race without right of protest or appeal.

15.2 WEIGH-IN PROCEDURE The car must approach the scales at a safe speed, ease onto the scales, come to a complete stop, and let the engine idle. If the car is not positioned properly, it shall ease off the scales and repeat the procedure. The driver shall refrain from excessive motion while the car is on the scales and shall not rock or bounce the car. The driver shall not rev the motor. When instructed, the car shall ease off the scales. Failure to comply with any portion of this procedure shall be deemed to be unsportsmanlike conduct and the driver may be subject to discipline which may include disqualification without right of protest or appeal.

15.3 If a car is determined to be too light after the race is over the car shall be reweighed. The Modlites Australia Officials, in their sole discretion, shall determine the best course of action for reweighing. Locations of the scales, proximity of the line of cars, are but two factors in that determination. The Modlites Australia Officials may simply back the car back up onto the scales and reweigh. The car shall repeat the weigh-in procedure. If the car is determined to be too light again, it will be disqualified from that race and relegated to last place in the official order of finish, all without right of protest or appeal. If the car makes the minimum weight the second time it is weighed, it will be deemed to be legal. No car will be weighed more than two (2) times. If the driver goes to his pit area or onto the track, it will be presumed that the car is too light, and it will be disqualified from that race and relegated to last place in the official order of finish, all without right of protest or appeal, and the driver may be subject to discipline.

15.4 DRIVER'S RESPONSIBILITY It is the driver's responsibility to be sure that the car meets the minimum weight at all times. The driver may request that the car be weighed at any time before or during the program, so long as the request does not interfere with the orderly presentation of the program.

15.5 EARLIER WEIGHT CHECKS Cars may be weighed several times over the course of the racing program. Just because the car made minimum weight earlier in the program will not be controlling any other time the car is weighed.

15.6 NO TOLERANCE Modlites Australia does not allow for any tolerances for fuel burn-off or any other reason.

15.7 SCALES ARE OFFICIAL All scales used by Modlites Australia are considered to be the official scales for that racing event only. The scales might not be calibrated or certified to be considered official.

16 All Decisions are Final

The decisions of the Modlites Australia Officials concerning vehicle compliance, procedures and weight requirements shall be final and not be subject to protest or litigation.

17 Discipline

17.1 RIGHT TO DISCIPLINE: Modlites Australia Committee or Affiliate Club Committees shall have the sole right to determine whether a driver or other person shall be subject to discipline.

17.2 WHETHER TO IMPOSE DISCIPLINE: Whether a person is subject to discipline shall be a matter entrusted to the Modlites Australia Committee or Affiliate Club Committee.

17.3 AMOUNT OF DISCIPLINE Unless rules of Modlites Australia establish a specific penalty for any transgression, the nature and amount of the discipline imposed shall be within the sole discretion of the Modlites Australia Committee or Affiliate Club Committee.

17.4 FORMS OF DISCIPLINE: The Modlites Australia Committee or Affiliate Club Committee. may impose any of the following forms of discipline, singly or cumulatively:

- Disqualification from the event.
- Forfeiture of points for the event or the season to date.
- Forfeiture of purse money or contingency money.
- Forfeiture of point money, if any.
- Imposition of a fine.
- Suspension from one or more future events
- Lifetime ban from all Modlites Australia sanctioned events.

17.5 PROGRESSIVE DISCIPLINE Modlites Australia shall keep a record of all discipline imposed. Persons subject to progressive discipline shall suffer a greater penalty for the second and each subsequent offense. Progressive discipline; however, shall not carry over to the following season.

18 Fines

18.1 All fines imposed by Modlites Australia before the pay-off is made shall be withheld from the purse or contingency monies the driver is eligible to receive for the event. If the purse or contingency monies due the driver are not sufficient to satisfy the fine, the fine will carry forward to subsequent Modlites Australia events. If the fine is imposed after the pay-off is completed for that event, it will carry forward to subsequent Modlites Australia s events. A driver must pay all outstanding fines to be allowed to enter any subsequent Modlites Australia events. If an owner/driver does not pay a fine imposed, the owner/driver's car cannot compete in a subsequent Modlites Australia event even with another driver until the fine is paid. A car owner must pay all fines before the car may be driven in any subsequent Modlites Australia event. Any fines remaining unpaid at the end of the season shall be withheld from the driver's point money, if any is due the owner/driver. If the point money is insufficient to pay the outstanding fine or if the driver is not eligible for any point money, the fine shall carry over from season to season until it is fully paid.

19 Suspensions

- 19.1 All suspensions must be fully served. Cancelled events do not count against the suspension. For example, if a driver is suspended for two (2) events and the next event is cancelled due to inclement weather, the suspension continues in effect until fully served. Any suspension imposed shall carry over to the following season until fully served. For example, if a driver is given a three-race suspension but only two events remain on the schedule, the suspension will still be in effect at the first event of the following season.

20 Disciplinary Decisions

- 20.1 The decisions of the Modlites Australia Committee or Affiliate Club Committee. regarding discipline shall not be subject to protest or litigation.

21 Law Enforcement

While Modlites Australia has the right to impose discipline for any misconduct that is in violation of any law (such as assault, terroristic threats, public intoxication or illegal drug use), the Modlites Australia Officials are not responsible for law enforcement or investigation. Rather, investigation and prosecution shall be the responsibility of law enforcement officials and/or speedway security. Modlites Australia Officials shall cooperate whenever practicable but are not bound by any decision of law enforcement and/or security to undertake or to decline an investigation or prosecution.

22 Protests

- 22.1 **SPOKESMAN** The driver or car owner shall be the sole spokesman for the team.

- 22.2 **VISIBLE PROTESTS:** Protests may be made concerning visible violations of rules or specifications. A visible protest situation is any time a mechanical device is not needed by a Modlites Australia Official to determine the car's compliance with the rule.

- 22.3 **PROTEST FEES:**

- All fees must be paid in cash.
- Fuel Injection inspection \$50.00. No MA fees.
- \$500.00 Motor tear down top half of engine including head, cam, and valve. MA retains \$250.00.
- \$1,250.00 for a complete motor tear-down. MA retains \$500.00.

- 22.4 **TECHNICAL PROTESTS STEPS**

- A technical protest situation is any protest which requires any tool or mechanical device (including scales) for Modlites Australia Officials to determine a car's rule compliance.
- Technical protests must be filed with the Modlites Australia Official and must be accompanied by the protest fee, paid in cash prior to the inspection. Failure to pay the protest fee, in cash, shall be deemed a waiver of the right to protest and shall preclude any subsequent appeal or litigation.
- For the purpose of a subsequent appeal, all measurements by Modlites Australia Officials are presumed to be correct, absent a showing by the driver of a mistake or prejudice.
- If the protested car is found to be illegal, it shall be the burden of the driver to establish legality in any subsequent appeal or litigation.
- If the protested car is found to be illegal, the protest fee is refunded to the protester, less an administrative fee, which shall be retained by the Modlites Australia and used for the cost of the tear down. If the car is found to be legal, the fee is retained by Modlites Australia, with the difference going to the protested car. Cars that are found to be illegal will forfeit all points earned for the race in questions and the driver will also forfeit any earnings due for that race. Modlites Australia will use the administrative fee portion to offset the labour cost of the tear down.
- Modlites Australia shall not be responsible for any damage caused by the inspection

22.5 RACE RESULTS PROTESTS Any affected driver may protest race results within 10 minutes after the race. A recheck of scoring will then be made, if necessary, and, thereafter, the results will be considered final.

22.6 HOLDING THE PURSE In the event of a protest, the speedway may, with the advice and consent of Modlites Australia, delay purse distribution until the matter is ultimately decided by the appeal board. The speedway can, at its discretion and with the advice and consent of Modlites Australia, distribute that portion of the purse to drivers whose finishing positions will not be affected by the protest or any subsequent appeal.

22.7 RIGHT TO REFUSE PROTEST Modlites Australia reserves the right to refuse any protest if the protest is deemed unnecessary and/or is deemed to have been used for purposes of harassment.

22.8 RECORDS OF PROTEST Modlites Australia will retain all written protests for seven (7) days after the event giving rise to the protest.

23 Appeals

23.1 MODLITES AUSTRALIA has established a grievance board of appeals to rule on appeals. The appeal process contained in these rules shall be binding on all parties and shall not be

subject to judicial review or litigation. The appeal process is the exclusive means for any aggrieved party to seek review of any reviewable decision of a Modlites Australia Official.

23.2 SUBMITTING APPEAL The appeal must be submitted, in writing, to the Modlites Australia Office or to a Modlites Australia Official, with a copy to the Secretary, Modlites Australia by email to modlitesaustralia@outlook.com, within 48 hours of the event or decision giving rise to the appeal. The appeal will be deemed submitted on the date of actual receipt by the Modlites Australia secretary; but if the appeal is submitted by mail, then the date of the postmark shall govern. The appeal must state the following: the decision to be reviewed; the date of the event or decision giving rise to the appeal; the name of the Modlites Australia Official, if any, involved in the matter; the substance of the decision to be reviewed; and specific grounds for which an appeal is sought. The failure to submit a timely, written and specific appeal shall be deemed to be a waiver of the right to appeal and shall not be subject to judicial review or litigation.

23.3 APPEAL BOARD Members of the appeal board shall be determined as follows: Two (2) members of the board shall be selected by the Modlites Australia Committee; one (1) member of the board shall be selected by the driver lodging the appeal, with the following provision: the driver representative shall not have any interest whatsoever in the outcome of the appeal. The Chairman of the Appeal Board shall be an administrative member, but the chairman or the designee shall have no vote, except to break ties.

23.4 CONVENING THE BOARD The appeal board will meet whenever and wherever necessary for the efficient and speedy disposition of its business. The appealing party will be given written notice of the date, time and place for the meeting. The meeting may take place in person or by telephone. A quorum of the board shall consist of any two voting members of the appeal board and the chairman or the chairman's designee.

23.5 DECISION A majority of the members of the board voting must concur to modify any penalty or determine any appeal. A decision of the majority of the board shall be considered final and shall not be subject to any judicial review or litigation. If the board fails to agree on action to be taken on an appeal, the appeal shall be referred to the Modlites Australia president for decision and the president's decision shall be final and shall not be subject to judicial review or litigation.

23.6 PARTS When an appeal involved the legality of any parts, the affected driver or car owner must surrender the part or parts in question. Modlites Australia will issue a receipt upon surrender of the parts, but the parts will not be returned until after the appeal hearing is concluded.

23.7 APPEAL PROCEDURE

- The decision of the Modlites Australia Official or Officials shall be put into the record.
- The contents of the written appeal shall be put into the record.
- The aggrieved party will state their case and will call any witnesses or introduce any evidence to support that case. Hearsay evidence is non-admissible.

- The Modlites Australia Official(s) will state the case in support of the decision from which an appeal is being made and may call any witnesses or introduce any evidence to support that case. Hearsay evidence is non-admissible.
- The aggrieved driver will make any desired rebuttals, additions to the record or summations.
- The Modlites Australia Official(s) will make any desired rebuttals, additions to the record or summations.
- At any time during the hearing, members of the appellate board will be given the opportunity to ask any questions of any person present in person or by telephone at the time of the hearing.
- In the interest of justice, the appeal board may continue any hearing to receive additional evidence.
- After the record is closed, the members of the appeal board will deliberate in private and will make its determination, decision, or recommendation by majority vote.
- All interested parties will be notified in writing of the appeal board's decision.
- Modlites Australia shall retain copies of all decisions by the appeal board.
- If the payment of the purse or any portion thereof was withheld due to the appeal, the promoter shall be notified, in writing, by Modlites Australia of the decision and its impact upon the payment of the purse and the promoter shall distribute all withheld sums forthwith.

24 Modlites Australia Points System for State and National Titles

24.1 Only Modlites Australia registered drivers can accumulate points for the 2020/21 season at any Modlites Australia sanctioned event.

24.2 Point structure (*Table 3*). The Modlites Australia points allocation system follows the Speedway Sedans Australia (SSA) system and is to be administered during State and National titles. Affiliate clubs may run their own points system for local competitions.

Points System

Table 1

Position	Points	Position	Points	Position	Points	Position	Points	Position	Points
1 st	36	10 th	4	19 th	1	28 th	1	37 th	1
2 nd	28	11 th	3	20 th	1	29 th	1	38 th	1
3 rd	23	12 th	2	21 st	1	30 th	1	39 th	1
4 th	17	13 th	1	22 nd	1	31 st	1	40 th	1
5 th	13	14 th	1	23 rd	1	32 nd	1	41 st	1
6 th	10	15 th	1	24 th	1	33 rd	1	42 nd	1
7 th	8	16 th	1	25 th	1	34 th	1	43 rd	1
8 th	6	17 th	1	26 th	1	35 th	1	44 th	1
9 th	5	18 th	1	27 th	1	36 th	1	45 th	1

25 Daylighting Procedure

25.1 Approval of a vehicle by the inspector shall mean only that the vehicle is approved for participation in a competitive event and shall not be construed in any way to mean that the inspected vehicle is guaranteed mechanically sound. Be it further declared that the inspector should not be liable, nor shall the sanctioning body, for any mechanical failure not for any losses, injuries or death resulting from same.

25.2 It is the owner/driver's responsibility to present the car in race ready condition.

25.3 All cars will be checked for compliance to the Modlites Australia Rule Book.

25.4 Any defects must be written into the logbook and on the day-lighting sheet for rectification prior to the car competing in any event or practice.

25.5 All relevant paperwork must be signed by the car owner and the club appointed scrutineer to be forwarded to the relevant State Secretaries to be then forwarded on to the MA Secretary within the required time frame.

25.6 Engines will be checked and sealed as follows

- a. Cam covers to be removed and cams to be visually checked for compliance.
- b. Compression to be checked as per rule no# **25** of the MA General Rules
- c. Bore and stroke to be checked as per Table 1
- d. Visual inspection of fuel injection and ports as per rule no# **33.6** of the MA rule book
- e. Chassis to wheel offset to be determined. Dimension = 31.5" – [(chassis width at rear)/2]
- f. Measure helmet to roll cage clearance as per Figure 14 of Rules of Competition.

25.7 Engine to be sealed by drilling a hole in the head of a bolt or nut in such a way that it cannot be undone without removing the seal or between a point on the head and a point on the block so that the head cannot be removed without breaking the seal.

25.8 Seal number to be noted on day-lighting sheet and in logbook.

25.9 Any tampering or removing of any seal without prior notification to a MA approved scrutineer will incur a disqualification for that race meeting and possible suspension at the discretion of the chief steward.

25.10 Chassis to Wheel Offset: A seal must be placed around the rear right hand roll cage down bar. The seal will have the maximum wheel offset distance stamped into it. The wheel offset is the maximum distance allowed from outside of the rear of the longitudinal frame rail to the outside of a rear tyre.

26 Engine Compression Test Procedure

26.1 Fuel Injection and all 4 spark plugs must be removed before checking compression.

26.2 Compression value is logged after ten (10) compression revolutions of cranking:

26.3 Cylinder cranking compression must have a minimum of 100 p.s.i.

26.4 Maximum 220 p.s.i. per cylinder average of 4 cylinders, no variance

26.5 The earliest a compression reading may be taken is 15 minutes after an engine has been started.

26.6 Measurements are taken with a Snap-On Motorcycle compression gauge, part number EEPV303A: with adapters EEPV304A, EEPV306A or MT26J200, EEPV305A or with Snap-On Motorcycle Compression Gauge Set EEPV503: with adapters EEPV5G10L, EEPV5G12L and EEPV5G14L.

27 *Rule Clarifications*

27.1 Any rules or regulations not covered in this document will be determined on a timely basis and voted on by Modlites Australia Committee members and those decisions will be final (in compliance with the Modlites Australia Constitution).

27.2 Any guidance not mentioned within these rules is to be deemed illegal until a clarification has been determined by the Modlites Australia Committee.